


# Elm Class

Tuesday 24th March



Miss Davies





Tuesday 24th March

Today's lessons will be:

1. Phonics or Spellings
2. English (comprehension)
3. Maths
4. Design and Technology

Good morning Elm  
friends.  
Miss Davies here.  
Let's see what work  
we have got today.



Helpful phonics link for parents:

<https://www.youtube.com/watch?v=-ksblMiliA8>

## Year 1 Phonics



- You need your phonics booklet.
- Look at today's piece of code 'ph' (pronounced f).
- Revise the tricky 'ph' words from yesterday: **graph, sphere, elephant, photo, phone, phonics**
- Complete the mini story page 21.
- Remember to **circle** the 'ph' piece of code in the words.



If you are not sure what a word means or says underline it and ask an adult afterwards.

## Year 2 Spellings

- Please write a sentence for each word to show you understand what it means.
- For example: *The playful puppy was running madly around the park.*

playful

hopeful

careful

sadly

badly



After you have finished your phonics/spellings read your school reading book for at least 10 minutes.



# Year 1 English


Answers will be on tomorrow's slides.



Tuesday 24th March

LO: Comprehension.

- Listen to the story *The Very Hungry Caterpillar* by Eric Carle.
- Then answer the questions in your book.
- <https://www.youtube.com/watch?v=vkYmvxPOAJI>



- 1.) Where did the little egg lay?
- 2.) What day did the egg hatch and the caterpillar come out?
- 3.) What did he eat on Monday?
- 4.) How many strawberries did he eat on Thursday?
- 5.) What day did he eat the most food?
- 6.) Why did the caterpillar have a stomach ache?
- 7.) What made the caterpillar feel better from his stomach ache?
- 8.) What happened to the caterpillar at the end of the story?

# Year 2 English



## Yesterday's answers

Mark your own work from yesterday.

- What time is it? Question
- We did gymnastics in PE. Statement
- Stir the mixture well. Command
- You look beautiful today. Statement
- Be my friend. Command
- How dare you! Statement
- How are you? Question
- What big ears you have Grandma! Exclamation
- Go brush your teeth. Command
- I am 7 years old. Statement



Give yourself a tick if you got it right. Well done!



## A Space Adventure!

One day, Jacob and Oscar had a wonderful space adventure! They climbed into their rocket and shot off up into space. Jacob wanted to see aliens and monsters. Oscar wanted to discover a new planet.

After a bumpy journey, they landed on a rocky, purple planet and they climbed out to start to explore. Suddenly, Oscar saw some funny-looking footsteps. Being very brave, the boys decided to follow them. They walked and walked until they noticed something green and furry behind a huge space rock. What could it be?

Slowly, they walked up to take a peek...

# Year 2 English

Tuesday 24th March  
LO: Comprehension.

Answers will be on  
tomorrow's slides.

- 1.) What did Jacob hope to see in space?


---

- 2.) What did Oscar see on the ground?
- 3.) How did they get to the new planet?
- 4.) What adjective has the writer used to show they had a difficult trip into space?
- 5.) Why were the boys being 'very brave'?
- 6.) Why do you think the writer repeated 'walked and walked'?
- 7.) What do you think is behind the rock?

# Year 1 Maths

24.3.20

## LO: Measuring length.

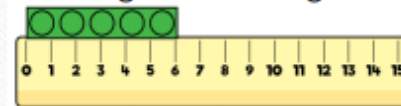


- Find a ruler with cm on. Don't use our green and yellow ruler for this lesson (if you can't find a ruler with cm on use a measuring tape).
- When using a ruler you must start measuring at 0cm (not at the end of the ruler or this is not accurate measuring).
- Gather objects around your house to measure the length.
- The length tells you how long an object is.
- Centimetres (cm) is a unit of measure.
- Write sentences in your book.

Example: *The book is 30cm long.*

The \_\_\_\_\_ is \_ cm long.

How long is the building block?



The building block is  cm.

What is the length of the chocolate bar?



The chocolate bar is  cm.

# Year 2 Maths

## Yesterday's answers

Mark your own work from yesterday.

---

1. Chocolate = 16 votes
2. Vanilla = 8 votes
3. Mint = 4 votes
4. Strawberry = 6 votes
5. Bubblegum = 8 votes

1. 25
2.  $10 - 5 = 5$
3.  $40 - 25 = 15$
4.  $40 + 5 = 45$
5.  $25 + 10 = 35$
6.  $40 + 10 + 5 + 25 + 45 = 125$







# Year 2 Maths


Answers will be on tomorrow's slides.






More questions on the next slide....

24/03/20

LO: To read pictograms charts.

Look carefully at the pictograms and answer the questions in your book.

 = 2 children

Football	
Tennis	
Basketball	
Hockey	
Swimming	

1. Which is the least popular sport?
2. Which is the most popular sport?
3. How many children voted for football and swimming?
4. How many children voted for football and tennis?
5. How many children voted for hockey, basketball and swimming?
6. How many children voted for hockey, basketball and tennis?



Look carefully at the scale!

# Year 2 Maths

Answers will be on tomorrow's slides.


Using the pictogram, sort the statements into true and false.

★ = 10



Statement	True or false?
The horses were <b>the least</b> popular animal.	
The number of chickens seen were <b>half</b> the number of cows.	
The <b>total</b> amount of sheep and pigs were 70.	
The <b>difference</b> between cows and horses was 60.	
There were <b>10 less</b> chickens than sheep.	

Extension: Create your own pictogram. Think of 5 questions of your own you could ask



# Design and Technology



Tuesday 24th March

LO: To design a healthy menu.

- This term we have been focusing on designing and making healthy meals and foods.
- **TASK:** Create a healthy menu for one day.
- Include breakfast, lunch, dinner and drinks.
- Try to include a range of different foods from different food groups to make a balanced diet.





Well done Elm friends.  
You have finished all of  
today's work.

---



See you  
tomorrow Elm  
friends!