


Elm Class

Tuesday 31st March



Miss Davies





Tuesday 31st March

Today's lessons will be:

1. Phonics or Spellings
2. English (comprehension)
3. Maths
4. Design and Technology


Good morning
Elm friends.
Miss Davies here.
Let's see what work
we have got today.



Year 1 Phonics



- Phonics booklet.
- Look at today's piece of code 'ow'.
- Complete today's page. You can do this by yourself. Wait to do the mini story tomorrow.
- Ask an adult if you are not sure what the pictures are.
- Pictures: cow, branches, crowns, frown, pool, apple



Year 2 LO: Spellings.

- Write a sentence for each word to show you understand what it means.
- Example: The rocking motion of the boat made him feel quite sea sick!

motion

lotion

potion

nation

station

section

Make sure you have clear capital letters at the start of each sentence.



Surgeons



Year 1 English

Answers on
tomorrow's slides.

Read the text about two people who help us on the next slide and answers these questions in your book.

1. What does NHS stand for?
2. Give 3 types of people that can help us when we are poorly.
3. Name 3 skills a great doctor must have.
4. Name 2 skills a great nurse must have.
5. Write about a time that you may have met a doctor or nurse.

Doctors



Pharmacists



Nurses

Dentists



Paramedics

Questions are on previous slide.

Year 1 English

The NHS stands for the UK's National Health Service.
This is a service that everyone in
the UK can use if they are poorly or injured.



What Does a Doctor Do?

There are lots of people like doctors, nurses, paramedics, and other people who help us when we are poorly.

Great doctors...

- make quick choices;
- are helpful;
- work well in a team and on their own;
- listen to people;
- work hard;
- help people to be healthy;
- need to be kind.



What Does a Nurse Do?

There are lots of people like doctors, nurses, paramedics, and other people who help save our lives.

Great nurses...

- are caring;
- work well in a team and on their own;
- are kind;
- listen;
- work hard;
- can cope with being very busy;
- are good at talking to people.



Year 2 English Marking



Yesterday's Answers

Mark your own work from yesterday.

Singular	Plural (adding s or es)
fox	foxes
elephant	elephants
box	boxes
watch	watches
tree	trees
apple	apples
toothbrush	toothbrushes
mole	moles

Did you them all right?
If not, practise writing those words 3 times.



Year 2 English

Read the text below and answer the questions on the next slide in your book.

Answers on tomorrow's slides.

1. Which doctor do you see when it is an emergency?
2. How can the doctor treat the poorly person?
3. What do doctors have to carry on doing?
4. Name three places doctors can work.
5. Name two things a doctor needs. _____
6. Do nurses just help people with small problems?
7. Name four things nurses do.
8. What do nurses usually have to wear?

Year 2 English

What Does a Doctor Do?

What roles and responsibilities do doctors have?

Doctors treat and care for their patients. Some doctors work in a local doctors' surgery as a GP - this is who you visit when you are not very well. Some are hospital doctors - this is who you see when it is an emergency, like when you have broken your leg. Doctors have to listen to poorly people, look at them, check them and treat them. To treat them, the doctor might give out medicine, tell them how they can get better or send them to another doctor to help. Doctors have to carry on learning new things, go to meetings and training, record things, work with and help other people and be good on the computer.



Where can doctors work?

They can work in doctors' surgeries, hospitals, clinics, army, navy or air force bases, in prisons and more, in our country and abroad.

What do doctors wear and need?

Doctors wear different smart, casual clothes so that they are comfortable and can move easily. Some wear smart clothes and a lot of doctors in hospitals and clinics wear white coats or scrubs. Doctors need stethoscopes, thermometers, medicine, notepads, pens, pencils, clipboards and lots of other medical kit.



What Does a Nurse Do?

What roles and responsibilities do nurses have?

Like doctors, nurses also treat and care for their patients. They help lots of people from those with cuts and other small injuries, to some who are very poorly for a long, long time. They help people get better and become healthy by using plans, doing tests and giving medicine. Nurses in hospitals also deal with emergencies. Nurses are very busy and do lots of things like give jabs, change bandages, check on the patients, clean cuts, help doctors and write notes.

Where can nurses work?

They can work in surgeries, hospitals, clinics, navy, army and air force bases, prisons, homes, schools and other places, in our country and abroad.



What do nurses wear and need?

Nurses usually wear a uniform. This could be scrubs, a white dress or a blue coat and dark trousers. Nurses need needles, gloves, bandages, swabs, tweezers, scissors, notepads, pens, pencils, clipboards, thermometers, medicine and lots of other medical kit.

Year 1 Maths marking

Yesterday's Answers

Mark your own work from yesterday.

Were all your numbers the right way round?

$35 \rightarrow 36$

$5)29 \rightarrow 30$

$10)43 \rightarrow 44$

Challenge

$1) 16 \rightarrow 17$

$6)34 \rightarrow 35$

$11)61 \rightarrow 62$

$1) 99 \rightarrow 100$

$2)10 \rightarrow 11$

$7)38 \rightarrow 39$

$12)75 \rightarrow 76$

$2)102 \rightarrow 103$

$3)23 \rightarrow 24$

$8)56 \rightarrow 57$

$13)79 \rightarrow 80$

$3)109 \rightarrow 110$

$4)19 \rightarrow 20$

$9)58 \rightarrow 59$

$14)89 \rightarrow 90$

$4)112 \rightarrow 113$



Year 1 Maths

Answers on tomorrow's slides.

31.3.20

LO: Find 1 less.

- You can use your number square to help you. Finding it a bit easy? Try it with a number square.
- TASK** Find 1 less than these numbers.

$35 \rightarrow 34$

$5)29$

$10)43$

$1)16$

$6)40$

$11)80$

$2)10$

$7)38$

$12)70$

$3)23$

$8)56$

$13)79$

$4)20$

$9)58$

$14)80$

Challenge

$1)99$

$2)100$

$3)110$

$4)115$

Remember to form your numbers correctly.



Fancy a challenge? Ask a grown up to time you. See how quickly you can do it. Then do it again and see if you can improve your time.

0	1	2	3	4	5	6	7	8	9
10	11	12	13	14	15	16	17	18	19
20	21	22	23	24	25	26	27	28	29
30	31	32	33	34	35	36	37	38	39
40	41	42	43	44	45	46	47	48	49
50	51	52	53	54	55	56	57	58	59
60	61	62	63	64	65	66	67	68	69
70	71	72	73	74	75	76	77	78	79
80	81	82	83	84	85	86	87	88	89
90	91	92	93	94	95	96	97	98	99



Did you get them right?

Year 2 Maths

1. $57 - 10 = 47$

11. $63 - 50 = 13$

2. $63 - 10 = 53$

12. $97 - 20 = 77$

3. $73 - 20 = 53$

13. $45 - 30 = 15$

4. $45 - 30 = 15$

14. $84 - 60 = 24$

5. $82 - 20 = 62$

These ones are trickier...

6. $56 - 30 = 26$

15. $102 - 10 = 92$

7. $72 - 40 = 32$

16. $108 - 20 = 88$

8. $91 - 20 = 71$

17. $112 - 20 = 92$

9. $85 - 30 = 55$

18. $134 - 40 = 94$

10. $82 - 40 = 42$

Here are Monday's answers.

Mark your own answers.

Extension:

1. $63 - \underline{40} = 23$

2. $104 - \underline{50} = 54$

3. $\underline{94} - 30 = 64$

4. $\underline{112} - 40 = 72$

5. $126 - \underline{70} = 56$

6. $\underline{154} - 60 = 94$

Year 2 Maths

Answers will be on tomorrow's slides.

Questions on the next slides....

31/03/20

LO: To subtract 2 digit numbers.

Today we are going to subtract 2 digit numbers using partitioning. You will need to partition the number you are taking away into tens and ones e.g. $36 = 30 + 6$.

Then take away the tens and then the ones to get the answer.

$$\begin{array}{r} \text{t o} \quad \text{t o} \\ 65 - 24 = 41 \\ \quad \swarrow \searrow \\ \quad 20 \quad 4 \end{array}$$

$$\begin{array}{r} 65 - 20 = 45 \\ 45 - 4 = 41 \end{array}$$

1. Write out the question.
2. Partition the number you are taking away.
3. Subtract the tens.
4. Subtract the ones.

ALTERNATIVE METHOD

0	1	2	3	4	5	6	7	8	9
10	11	12	13	14	15	16	17	18	19
20	21	22	23	24	25	26	27	28	29
30	31	32	33	34	35	36	37	38	39
40	41	42	43	44	45	46	47	48	49
50	51	52	53	54	55	56	57	58	59
60	61	62	63	64	65	66	67	68	69
70	71	72	73	74	75	76	77	78	79
80	81	82	83	84	85	86	87	88	89
90	91	92	93	94	95	96	97	98	99

You can also subtract using a number square.

- Move one square up the column to subtract 10.
- Move one square left to subtract 1.

$$57 - 32 = 25$$

$$\begin{array}{r} 30 \\ 2 \end{array}$$

$$57 - 30 = 27$$

$$27 - 2 = 25$$



Remember to
partition the
second
number first.

Year 2 Maths

Answers will be on
tomorrow's slides.

These ones are trickier...

1. $35 - 12 =$

2. $43 - 11 =$

3. $67 - 25 =$

4. $78 - 31 =$

5. $46 - 24 =$

6. $93 - 52 =$

7. $59 - 18 =$

8. $65 - 53 =$

9. $63 - 24 =$

10. $52 - 33 =$

11. $43 - 17 =$

12. $65 - 26 =$

13. $72 - 34 =$

14. $81 - 23 =$

15. $105 - 47 =$

16. $113 - 38 =$

Extension:

1. $69 - \underline{\quad} = 53$

2. $84 - \underline{\quad} = 52$


3. $\underline{\quad} - 31 = 64$

4. $\underline{\quad} - 25 = 71$

5. $107 - \underline{\quad} = 86$

6. $\underline{\quad} - 52 = 72$

0	1	2	3	4	5	6	7	8	9
10	11	12	13	14	15	16	17	18	19
20	21	22	23	24	25	26	27	28	29
30	31	32	33	34	35	36	37	38	39
40	41	42	43	44	45	46	47	48	49
50	51	52	53	54	55	56	57	58	59
60	61	62	63	64	65	66	67	68	69
70	71	72	73	74	75	76	77	78	79
80	81	82	83	84	85	86	87	88	89
90	91	92	93	94	95	96	97	98	99



Share some of your meals on school's Facebook page.



Design and Technology



LO: To make a healthy meal or snack.

To finish off our cooking topic see if you can help to plan and make a healthy snack or meal at home.



TASK ONE

- Help an adult to plan and make a healthy meal or snack.
- What ingredients did you use?
- What skills did you use? Chopping? Grating? Peeling?



TASK TWO

- Write instructions or a recipe for how you made your healthy meal or snack.
- You can include pictures or photos.





Well done Elm friends.
You have finished all of
today's work.



See you
tomorrow Elm
friends!