

Elm Class

Wednesday 25th March



Miss Davies





Wednesday 25th March

Today's lessons will be:

1. Phonics or Spellings
2. English
3. Maths
4. RE

Hello! Miss Davies here. Hope you have a lovely day of learning today.



Helpful phonics link for parents:
<https://www.youtube.com/watch?v=-ksblMiliA8>

Year 1 Phonics

- You need your phonics booklet.
- Look at today's piece of code 'qu' (page 22).
- Complete today's page. You can do this by yourself. Repeating 'qu' to yourself as you work.
- Wait to do the mini story tomorrow.
- Ask an adult if you are not sure what the pictures are. 🤔
- Pictures: quilt, squirrel, dinosaur, squid, elephant, dog



Year 2 Spellings

- Add the suffix -ful to the words below to make a word.
- Choose 3 words ending in 'ful' to put into sentences.

hurt

harm


joy

pain

help



After you have finished your phonics/spellings read your school reading book for at least 10 minutes.



Year 1 English Marking

Did you get it right?

Yesterday's answers
Mark your own work from yesterday.



1.) Where did the little egg lay?

In the light of the moon on a leaf

2.) What day did the egg hatch and the caterpillar come out? *Sunday morning*

3.) What did he eat on Monday? *One apple*

4.) How many strawberries did he eat on Thursday? *Four strawberries*

5.) What day did he eat the most food?
Saturday

6.) Why did the caterpillar have a stomach ache? *Because he had eaten too much.*

7.) What made the caterpillar feel better from his stomach ache?

He ate one nice, green leaf.

8.) What happened to the caterpillar at the end of the story?

He went inside his cocoon and became a butterfly.




Year 1 English




Wednesday 25th March

LO: Write sentences.

- Listen to the story *The Very Hungry Caterpillar* by Eric Carle again.
- <https://www.youtube.com/watch?v=vkYmvxPOAJI>



- **TASK:** Write sentences to describe *The Very Hungry Caterpillar*.
- Use your senses to help you: smell, look, feel.

- What do you think his personality might be like? *He is very... He can be...*
- What super describing words can you think of to describe the caterpillar?
- Year 1 - must have full stops, capital letters and finger spaces.

Year 2 English Marking

Yesterday's answers
Mark your own work from yesterday.



1. Aliens and monsters
2. Funny-looking footsteps
3. In a rocket.
4. **Bumpy** journey.
5. They went searching for the person or creature who made the footsteps.
6. They had to walk a long way.
7. An alien - or you could of thought of a different idea!



Did you get it right? Well done!



Year 2 English




Wednesday 25th March

L.O: Character description.



- Listen to the story *The Very Hungry Caterpillar* by Eric Carle.
- <https://www.youtube.com/watch?v=vkYmvxPOAJI>




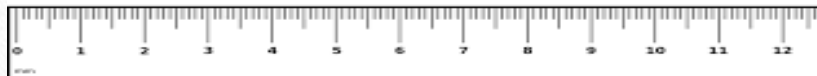
- **TASK:** Write a character description of *The Very Hungry Caterpillar*.

Year 2 you must include:

- Correct punctuation . ! ? ' ,
- Clear capital letters
- Expanded noun phrases (*beautiful, green leaf*)
- Some conjunctions (when, if, that, but, or, because, and)

Year 1 Maths

25.3.20



LO: Comparing lengths.

- Yesterday you measured the length of different objects. Today we are going to compare the lengths of the objects.
- *Reminder: when using a ruler you must start measuring at 0cm.*
- Write sentences in your book.

Example:

The book is longer than the pencil.

The pencil is shorter than the remote.

The _____ is longer than the _____.

The _____ is shorter than the _____.

Challenge: Can you find out how much longer or shorter the objects are to each other?

Which straw is the tallest?



The blue straw is cm tall.

The red straw is cm tall.

The straw is the tallest.

The straw is the shortest.

Year 2 Maths

Yesterday's Answers!

Mark your own work from yesterday.

1. Swimming
2. Football
3. 11
4. 14
5. 14
6. 17



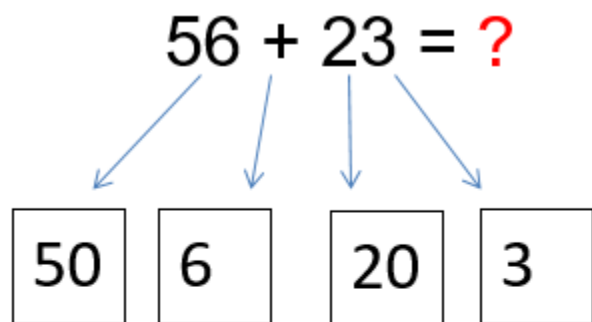
Statement	True or false?
The horses were the least popular animal.	True
The number of chickens seen were half the number of cows.	False
The total amount of sheep and pigs were 70.	False
The difference between cows and horses was 60.	False
There were 10 less chickens than sheep.	False

Year 2 Maths

25/03/20

LO: To add 2 digit numbers using partitioning.

We are going to add two 2-digit numbers by partitioning them and then adding the tens and the ones - see example below.



$$50 + 20 = 70$$

$$6 + 3 = 9$$

$$70 + 9 = 79$$

Answers will be on tomorrow's slides.

Questions on the next slide....

If you're unsure of the method this video might help:
<https://www.youtube.com/watch?v=rboeGFVD9qA>

1. Partition the numbers into tens and ones.
2. Add the tens together.
3. Add the ones together.
4. Add the two answers together.

Year 2 Maths

Answers will be on tomorrow's slides.

25/03/20

LO: To add 2 digit numbers using partitioning.

Try to solve these questions using the partitioning method on the previous slide.

1. $13 + 42 =$

7. $76 + 15 =$

2. $31 + 27 =$

8. $63 + 37 =$

3. $46 + 43 =$

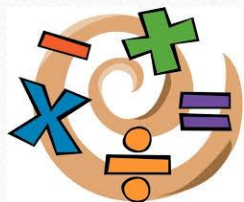
9. $82 + 23 =$

4. $41 + 23 =$

10. $45 + 36 =$

5. $26 + 31 =$

6. $78 + 21 =$



Challenge!

Think of as many ways as possible to make the number 89 by adding two 2-digit numbers

e.g. $56 + 33 = 89$



RE

Wednesday 25th March

LO: Easter symbols.


Don't forget full stops, capital letters and finger spaces.




- In the next few slides there will be some information about different Easter symbols and where they come from.
- Read the slides to find out about the Easter symbols.

TASK

- Year 1 - Draw 3 symbols. Then write sentences explaining what they mean.
- Year 2 - Draw 5 symbols. Then write sentences explaining what they mean at Easter time.



Information on next four slides.



Cross

Jesus was crucified on a cross. Christians believe He rose again after His death and that the cross symbolizes both God's sacrifice and the good news of His victory over death.



Palm Branches

When Jesus entered Jerusalem, crowds of people welcomed Him and waved palm branches as He passed by.



Easter Bunny

Some believe that rabbits and hares were first used in the celebration of Easter as they symbolize fertility and new life.




Chicks

Similar to bunnies, chicks hatching are said to symbolize new life and Jesus leaving his tomb.



Hot Cross Buns


Tasty, sweet bread rolls, baked with raisins and spices, are commonly eaten during Holy Week. They are marked with a cross to symbolize the crucifixion of Jesus.



Flowers

Easter lilies have white blossoms which represent the purity of Jesus.

Lilies and tulips bloom in spring; a beautiful display of new life. They are often used in flower arrangements in churches during Holy Week.



Easter Eggs

Traditionally, Easter eggs are painted chicken's eggs. Eggs also symbolize the empty tomb from which Jesus emerged when He came back to life.

Easter eggs today are often made of delicious chocolate and filled with toys and sweets

Some countries still have finely painted eggs, like these beautiful examples in Romania.





You're great Elm friends.
You have finished all of
your school work for today.



Well done!