

**WEDNESDAY 29TH APRIL**

---

**BEECH CLASS**

# GOOD MORNING EVERYONE. TODAY'S SUBJECTS ARE AS FOLLOWS...

---

1. Maths
2. English
3. Comprehension
4. Handwriting
5. Science

Remember; Take time to have little 'brain-breaks' throughout your day – this may mean getting up and moving about, or having some time listening to your favourite music or watching TV. At the end of today's slides I've slipped in an idea to make getting outside a little more fun – what could you come up with?



## MATHS - YEAR 4

### LO: TO CALCULATE USING WRITTEN SUBTRACTION METHODS

Mental maths starter: On the next slides

Pay attention to the 'key' which suggests how you might best complete each problem.

Answers are on the second slide - check, when all 4 questions are completed.




Year 4

Week 1 - Day 3

**KEY**

 Try mentally first

 Try a written method

 A.  $8 \times 3 =$

 B.  $39 \div 3 =$

 C.  $167 + 8 =$

 D.  $26 \times 3 =$





Year 4


Week 1 - Day 3


(ANSWERS)


KEY

 Try mentally first

 Try a written method

 A.  $8 \times 3 = 24$

 B.  $39 \div 3 = 13$

 C.  $167 + 8 = 175$

 D.  $26 \times 3 = 78$

TEACHING POINTS:

So, how are you doing with the written subtraction method? Are you successfully applying the success criteria?

Today we are continuing to practise the method -

You should look at the following link if you are still a little unsure of the method (or if you're just interested!)

If you are making 'calculation' errors - what should you do to improve that? - You know the answer...Think!

<https://www.youtube.com/watch?v=Y6M89-6106I>

- **Abacus 4 Book 1 (animal)**. Page 68 **or** **Book 2** page 39
- **Evolve book 3 (alien)**. Complete page 22 **or** **CGP** section B (on the next slide)



## Set B

Work out:

$$\begin{array}{r} 1 \quad 4845 \\ - 3619 \\ \hline \end{array}$$

$$\begin{array}{r} 2 \quad 5457 \\ - 4184 \\ \hline \end{array}$$

$$\begin{array}{r} 3 \quad 7523 \\ - 4911 \\ \hline \end{array}$$

Work out:

$$\begin{array}{r} 4 \quad 8064 \\ - 3529 \\ \hline \end{array}$$

$$\begin{array}{r} 5 \quad 6264 \\ - 5437 \\ \hline \end{array}$$

$$\begin{array}{r} 6 \quad 9345 \\ - 1736 \\ \hline \end{array}$$

Find the number that is:

7 2839 less than 7471

8 1488 less than 4705

9 961 less than 8053

10 Sid planted 7643 seeds.  
4839 seeds grew into plants.  
How many seeds did not  
grow into plants?

**ANSWERS:** remember to do 3 questions, then check answers –

Wrong? Try to work out where you are making mistakes / look at guidance again or use a resource which could help, then do the next 3 Q's. Still wrong? Ask an adult or change activity.

## Abacus 4 answers

page 68

Addition/subtraction **N20**

### Subtracting 2-digit numbers

- |                    |                    |                    |                    |
|--------------------|--------------------|--------------------|--------------------|
| 1. $63 - 35 = 28$  | 2. $72 - 25 = 47$  | 3. $81 - 43 = 38$  | 4. $93 - 38 = 55$  |
| 5. $65 - 28 = 37$  | 6. $73 - 37 = 36$  | 7. $82 - 45 = 37$  | 8. $54 - 28 = 26$  |
| 9. $64 - 17 = 47$  | 10. $51 - 23 = 28$ |                    |                    |
| 11. $63 - 8 = 55$  | 12. $72 - 7 = 65$  | 13. $54 - 8 = 46$  | 14. $41 - 7 = 34$  |
| 15. $33 - 8 = 25$  | 16. $62 - 7 = 55$  | 17. $91 - 8 = 83$  | 18. $42 - 5 = 37$  |
| 19. $34 - 8 = 26$  | 20. $63 - 7 = 56$  |                    |                    |
| 21. $72 - 29 = 43$ | 22. $54 - 19 = 35$ | 23. $61 - 39 = 22$ | 24. $75 - 49 = 26$ |
| 25. $37 - 19 = 18$ | 26. $64 - 49 = 15$ | 27. $71 - 29 = 42$ | 28. $66 - 29 = 37$ |
| 29. $55 - 39 = 16$ | 30. $46 - 19 = 27$ |                    |                    |

page 39

Addition/subtraction

### Subtracting

- |                       |                       |                       |
|-----------------------|-----------------------|-----------------------|
| 1. $346 - 129 = 217$  | 2. $537 - 162 = 375$  | 3. $341 - 225 = 116$  |
| 4. $463 - 245 = 218$  | 5. $471 - 322 = 149$  | 6. $564 - 127 = 437$  |
| 7. $562 - 226 = 336$  | 8. $672 - 348 = 324$  | 9. $372 - 148 = 224$  |
| 10. $273 - 129 = 144$ | 11. $614 - 372 = 242$ | 12. $727 - 366 = 361$ |
| 13. $912 - 431 = 481$ | 14. $504 - 271 = 233$ | 15. $456 - 271 = 185$ |
| 16. $332 - 170 = 162$ | 17. $406 - 282 = 124$ |                       |

- |                   |                   |                   |
|-------------------|-------------------|-------------------|
| $814 - 459 = 355$ | $814 - 367 = 447$ | $814 - 188 = 626$ |
| $943 - 459 = 484$ | $943 - 367 = 576$ | $943 - 188 = 755$ |
| $721 - 459 = 262$ | $721 - 367 = 354$ | $721 - 188 = 533$ |

## Evolve answers

Page 22

### Subtracting

- $£1046 - £989 = £57$
- $£5054 - £4973 = £81$
- $£3024 - £2994 = £30$
- $£4069 - £3876 = £193$
- $£2055 - £1988 = £67$
- $£4078 - £3942 = £136$
- $£1098 - £976 = £122$
- $£6038 - £5984 = £54$
- $£4036 - £3828 = £208$
- $£5095 - £4865 = £230$
- $£3069 - £2876 = £193$
- $£2067 - £1978 = £89$

### Explore

Beth has 492 notes;  
Juan has 508 notes



## CGP ANSWERS...

---

### Set B

1. 1226

2. 1273

3. 2612

4. 4535

5. 827

6. 7609

7. 4632

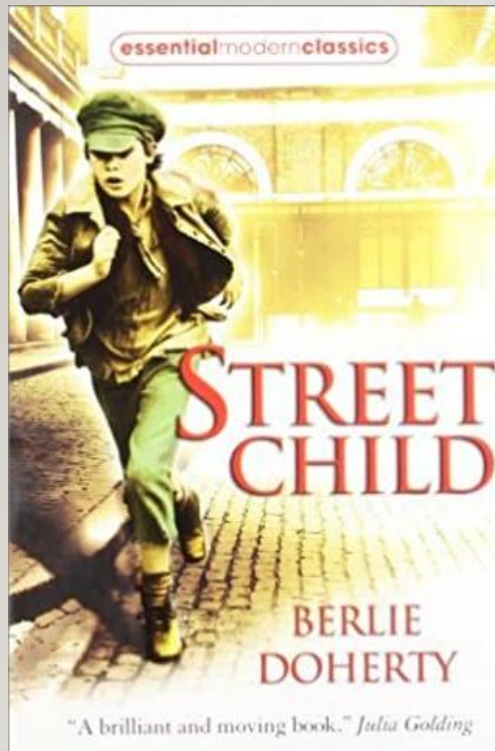
8. 3217

9. 7092

10. 2804

# READING COMPREHENSION

LO: N/A



Read -The Stick Man -  
from page 20-page 26

Do this before you begin  
the English task today-  
as knowledge of chapters  
1 and 2 will be useful.

# ENGLISH

## LO: FIND AND INFER EVIDENCE ABOUT A CHARACTER

Reason – Use a classic story to help us build a picture of life in Victorian Britain

Your task is to use the text – choose details which are presented as facts, choose details you have inferred (guessed using the clues) and decide what details you'd like to find out about Jim and his life.

Draw and complete the grid on the next slide.

Office holders – write 3 sentences in each box

Year 4 – write at least 5 sentences in each box.

Year 5 – write at least 8 sentences in each box.

Whenever you can,  
include evidence from  
the text, and remember  
your non-negs when  
writing!





Task: using what you have found out about Jim Jarvis and his family, I want you to draw a grid like this on your page (use the whole page - it's easier - and a ruler!) Fill in the grid with as many details about the character and his life as we know so far.

Image



Draw what YOU think Jim looks like using clues from the text

I know...

I wonder...

I think...

Begin your sentences with:

**I know...**

(eg. I know Jim Jarvis has two sisters and a mother, and they are called...)

**I wonder...**

(eg. I wonder why Jim's mum is ill and if she will get better?)

**I think...**

(I think Jim is poor because he had no shoes on and his feet were cold.)



Wednesday: This week's spellings - copy 2 rows, of each of these spellings using consistent letter formation.

LO: Handwriting practise

• Year 4

• straight

• favourite

• strength

• suppose

• surprise

• Year 5

• specially

• exaggerate

• hindrance

• excellent

• existence

# SCIENCE 2


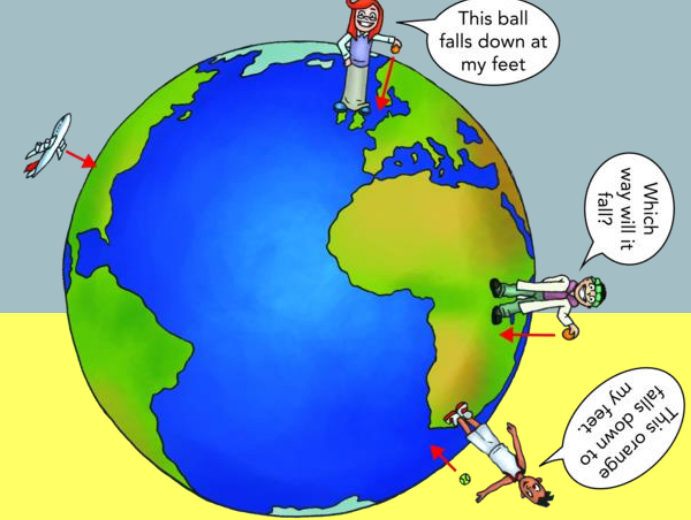
LO: To explore gravity.

In Science this term, you're learning all about forces.

Begin by reading the following information **carefully** to find out what gravity is:

<https://www.bbc.co.uk/bitesize/topics/zf66fg8/articles/zqbm3k7>

Now, answer the questions on the following slides **in your green book**.

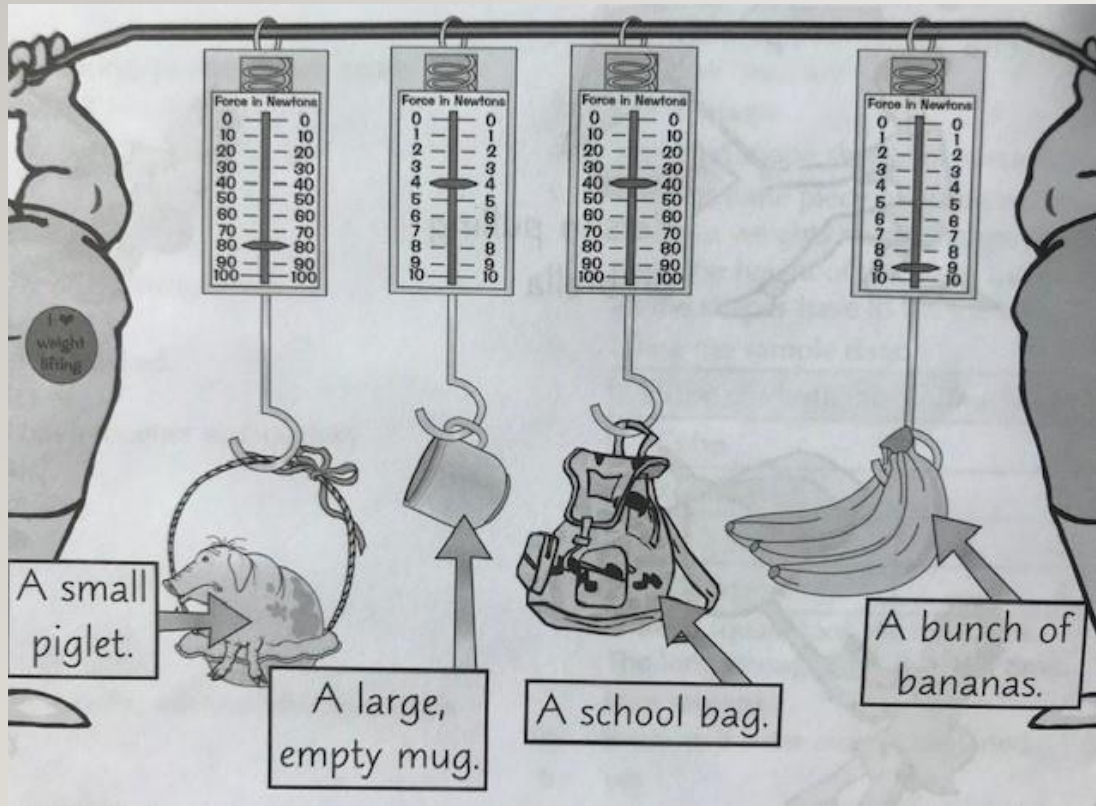


# Gravity

Gravity is a force that pulls us, and everything else, towards the centre of the Earth. It's how we are able to stay on the ground. On the bad side, it's how we fall out of trees too.

1. Read the weights showing on the forcemeters for the four different objects. Write the objects and their weights in the table below.

Read the scales carefully — not all the forcemeters are the same.



Object	Weight (N)

Forces are measured in Newtons (N).

Which object is the heaviest?

Which object is the lightest?

2. **Circle** the right words in this sentence so that it makes sense as a **conclusion**.

What we call the **size / weight** of an object is the force that attracts it **towards / away from** the Earth. The **heavier / lighter** something is, the bigger the **rubber band / force** that pulls it towards the Earth.



## Gravity

3. When Cedric isn't playing with his yo-yo it hangs **straight down**. Why does this happen? Tick (✓) the correct reason below.

It is being pulled away from the centre of the earth.

It is being pulled towards the centre of the earth.

It is being pushed towards the centre of the earth.



4. Two of Cedric's cousins have gone on holiday. Cedric and his cousins are all holding up their yo-yos. Two of them have been drawn onto this picture already — **draw** the third one and his yo-yo where the number 3 is.



Copy the picture.

5. Look at this picture of the Earth surrounded by rain clouds.



When the rain falls, **which way** it will fall (if there's no wind)?

.....

.....

Copy the picture.

Draw some rain onto the picture

6. My friends Laura, Ed and Malcolm in Australia don't have any trouble standing up and walking around. Why don't they **fall off** the Earth?

.....

.....

Answers are on the last science slide... no peeking 😊



# CHALLENGE...

Walking on the Moon is different to walking on the Earth because gravity isn't as strong there. Watch the following video about the Moon:

<https://www.bbc.co.uk/bitesize/clips/zvw8q6f>

Write a description of how you think it would feel to walk on the Moon.



# ANSWERS

## Pages 16-17 — Gravity

1.

Object	Weight (N)
Piglet	80
Mug	4
Bag	40
Bananas	9

The piglet is the heaviest.  
The mug is the lightest.



- weight, towards, heavier, force
- 'It is being pulled towards the centre of the earth' should be ticked.

4.



- The rain always falls towards the centre of the Earth.



- They don't fall off the Earth because gravity pulls them towards the centre of the Earth.



An extra idea you might like to try...



If you are able to go out for a walk, or have a garden to go into (though this could equally be done indoors), how about creating a list of 20+ things you could try and spot whilst you're out?

Before you go out, choose 10, then see who finds all of their 10 first - a scavenger hunt bingo!

How could you make it more challenging?

How could you ensure it's fair?

Have fun with the idea - and make it your own 😊





# Bournebrook

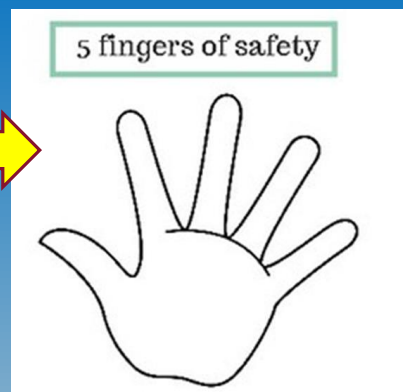
Church of England Primary School

# ChildLine

0800 1111



- Remember to **talk to someone on your Network Hand** if you are worried about something
- If **nobody is listening to your worries** or there is nobody to talk to, **you can call Childline on 08001111** - adults at Childline are used to talking to children with worries and can help you.



If you feel unsafe at home or are worried that a friend is not safe, call Mrs Patchett on 07787261064.