

Friday 24th April

Good Morning Friends!

What day is it today?

Sing the days of the week song to find out.

What day was it yesterday?

What day will it be tomorrow?

Can you say it in a sentence...

Today it is...



<https://www.youtube.com/watch?v=spi77By9-iA>

What is the weather like today?

Have a look out of the window or go outside!

Is it hot or cold?

Are the trees moving?

What colour is the sky?

Say your observations in a sentence:


The weather today is...



Sunny



Partly Sunny



Partly Cloudy



Sun & Rain



Raining



Thunderstorms



Snowing



Cloudy



Windy



Rainbow




Tornados / Hurricanes



Clear

Literacy

Our story today is **Rosie's Walk** by Pat Hutchins




<https://www.youtube.com/watch?v=R3kNUTwJhf8>


Listen to the story.

Literacy

Drawing and Labelling a map



Talk with your child about where Rosie went on her walk and what she saw. Try to sequence the events in order.









Draw and label Rosie's route on a map.

Maths

Our focus today is positional language.

Ask your child

Spatial Concepts

<p>Where is Rosie?</p> 	<p>Where is Rosie?</p> 	<p>Where is Rosie?</p> 
<p>Where is Rosie?</p> 	<p>Where is Rosie?</p> 	<p>Where is Rosie?</p> 

Make an obstacle course with your child. Then give each other instructions. E.g. Crawl through the tunnel, climb over the chair, run around a tree etc.

1. Prop a broom across two buckets and two chairs. Your child must jump over the bucket hurdle and crawl under the chair hurdle.
2. Line up kitchen chairs to create a tunnel your child can crawl through. A large cardboard box opened at both ends can also work.
3. Lay down a skipping rope and walk across it like a tightrope.
4. Layout a ladder and bunny hop through it



Phonics

Our sound today is oi.

<https://www.phonicsplay.co.uk/> please login into phonics play.

User name: march20 password: home

Click on parents, interactive resources, phase 3, Flash cards speed trial and finally phases 2 and 3. The children then say the sound that comes up on the screen. This activity needs to be done everyday.

Write oi ask your child to say the sound. The children will need their books to write some oi words in. You will need to say the word and the children will write it down. Ask them what sound they can hear first, what comes next and what they can hear at the end. They can write five words and then choose one to use in a sentence.

Some oi words: soil, coin, oil, join, foil.

Harder: point, joining, tinfoil, toilet moist, .

Creative - Singing

Put Your Beanbag... Positional Language Song

(Sing to the tune of 'If You're Happy and You Know It'.)

Put your beanbag in your hand, in your hand,
Put your beanbag in your hand, in your hand,
Put your beanbag in your hand, for the song that we have planned.
Put your beanbag in your hand, in your hand.

Put your beanbag on your head, on your head,
Put your beanbag on your head, on your head,
Put your beanbag on your head, standing up, look straight ahead.
Put your beanbag on your head, on your head.

Put your beanbag next to you, next to you,
Put your beanbag next to you, next to you,
Put your beanbag next to you, get your friend to do it too.
Put your beanbag next to you, next to you.

Put your beanbag underneath, underneath,
Put your beanbag underneath, underneath,
Put your beanbag underneath, can you cover what's beneath?
Put your beanbag underneath, underneath.

Hold your beanbag up above, up above,
Hold your beanbag up above, up above,
Hold your beanbag up above, singing songs is what we love.
Hold your beanbag up above, up above.

Hold your beanbag down below, down below,
Hold your beanbag down below, down below,
Hold your beanbag down below, can it really touch your toe?
Hold your beanbag down below, down below.