

# Elm Class

Monday 20th April



Miss Davies





Monday 20th April

Today's lessons will be:

1. Phonics or Spellings
2. English
3. Maths
4. PSHE

Hello Elm friends!  
I hope you have had  
a relaxing Easter break  
and didn't eat too  
much chocolate.



# Before we get started with our day... let's wake our bodies up this morning!

- In Elm class we love to move about and I know how much you enjoy this one.
- **OPTIONAL ACTIVITY** (click link below)
- [https://www.youtube.com/watch?v=lgUbdNbu6ak&list=PLWxOimu8q-lu8XTp6t7HMAibpQmF\\_yNkh](https://www.youtube.com/watch?v=lgUbdNbu6ak&list=PLWxOimu8q-lu8XTp6t7HMAibpQmF_yNkh)



Give yourself a  
shake up. Get your  
body moving.



# Year 1 Phonics



- Phonics booklet.
- Revise the tricky 'oi' words from last time: point, coins, boil, soil, avoid, join, spoil.
- Complete the mini story (page 29).
- Remember to circle the 'oi' piece of code in the words.
- If you are not sure what a word means or says underline it and ask an adult afterwards.
- **OPTIONAL:** At the bottom of the mini story draw a picture linked to the story. (Helps with comprehension)  
Example: Sam pointing to the rocks.



After you have finished this work read a book for at least 10 minutes.

# Year 2 LO: Spellings.



- Practise reading and learning to spell these words.
- You could ask an adult to test you.

middle	tickle
giggle	puddle
squirrel	parcel
magic	village
change	join

Look, cover,  
write and check.





# English



- *When do we use capital letters?* We use them for the start of a sentence and names of places, days and months.
- **TASK:** Copy the sentences into your book. Practising your handwriting (letter formation).
- **YEAR 1:** The sentences are missing capital letters and full stops. When you copy the sentences make sure you include these.
- **YEAR 2:** The text is missing lots of punctuation. This might be: full stops, capital letters, question marks, exclamation marks, apostrophes or commas. Read through carefully and proofread the text. Then copy into your book including the correct punctuation.
- *See next slides for sentences.*

Answers on  
tomorrow's slides.

# Year 1 English



Oops! I have forgotten full  
stops and capital letters.  
Can you help me?

Monday 20th April  
LO: Capital letters.

1. the dog is big and fluffy
2. i can see a big pig
3. his cat has a hat
4. the cat is called tilly  
and she is silly
5. the big pig is called wendy
6. i can jump and dance
7. the red bus rushed down the  
road
8. his fluffy cat is wearing a red  
and yellow hat

Answers on  
tomorrow's slides.

# Year 2 English

Oops! I have made a  
few mistakes. Can you  
fix it for me?



Monday 20th April  
LO: Proofreading.

once upon a time there was a boy called jack he lived with his mother they were very poor and all they had was a cow

one morning jacks mother told jack to take their cow to market and sell her on the way jack met a man he gave jack some magic beans for the cow jack took the beans and went back home when jacks mother saw the beans she was very angry she threw the beans out of the window

the next morning jack looked out of the window there was a giant beanstalk he went outside and started to climb the beanstalk he climbed up to the sky and through the clouds

Count carefully and make sure you write your numbers the right way.



# Year 1 Maths

20.4.20

LO: Counting in twos.



- Counting forward in twos means you add 2 each time.
- Counting backwards in twos means you take 2 each time.
- **TASK 1:** Around your home, find objects to group into twos. This could be a pair of socks, shoes... anything! Practise counting in your 2s forwards and backwards up to 24. If you can count higher - great!
- **TASK 2:** Write out your 2s (forwards and backwards) into your book.
- **TASK 3:** See next slides for questions. Write the answers in your book.

**OPTIONAL links**

**Supermovers:** <https://www.bbc.co.uk/teach/supermovers/ks1-maths-the-2-times-table-with-bridget-the-lioness/zrrx92p>

**Counting by 2s:** <https://www.youtube.com/watch?v=GvTcpfSnOMQ>



Answers on  
tomorrow's slides.

# Year 1 Maths continues...

How many wheels?



How many shoes?



How many footprints?



How many gloves?



Answers on  
tomorrow's slides.

# Year 1 Maths continues...

How much money?



How many socks?



## OPTIONAL CHALLENGE

1. I have nine 2p coins in my pocket. My dad then gives another 2p coin. How much money have I got in my pocket now?
2. If I start off with 10 pairs of shoes. I then lose one shoe, then buy one new pair of shoes. How many individual shoes do I have now?



# Year 2 Maths answers



Answers from **Thursday 2nd April**.  
Mark your own work.

What time do the children's activities start?



half past 11



10 o' clock



quarter past 3



quarter past 2



quarter to 7









quarter to 8




# Year 2 Maths answers



Answers from **Thursday 2nd April**.  
Mark your own work.

		<hr/> <b>5 past 11</b>
		<hr/> <b>20 past 3</b>
		<hr/> <b>10 to 7</b>

		<hr/> <b>25 past 10</b>
		<hr/> <b>25 to 3</b>
		<hr/> <b>5 to 8</b>

Did you get them right?



# Year 2 Maths

Answers will be on tomorrow's slides.

Questions on the next slide....

20/04/20

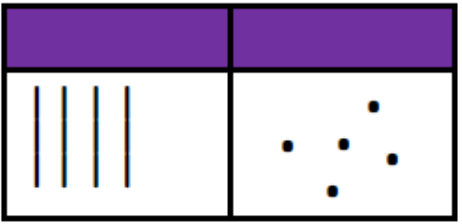

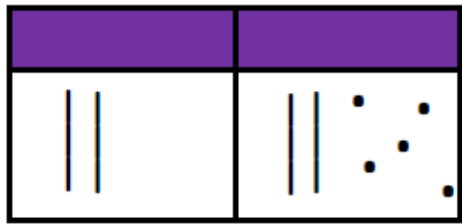
LO: To partition numbers in different ways.

When we partition numbers we usually partition them into tens and ones e.g.  $52 = 50 + 2$ .

We can also partition them into different combinations of tens and ones e.g.  $52 = 30 + 22$ .

Have a look at the example below.

Remember there will be the same number of tens and ones in total.

45			
	$45 = 40 + 5$	$45 = 30 + 15$	$45 = 20 + 25$



# Year 2 Maths

Task 2 on the next slide.

Answers will be on tomorrow's slides.

20/04/20

LO: To partition numbers in different ways.

**TASK 1:** Partition these numbers into tens and ones.

1.  $46 = 40 + 6$

2.  $73 = \underline{\quad} + \underline{\quad}$

3.  $81 = \underline{\quad} + \underline{\quad}$

4.  $42 = \underline{\quad} + \underline{\quad}$

5.  $59 = \underline{\quad} + \underline{\quad}$

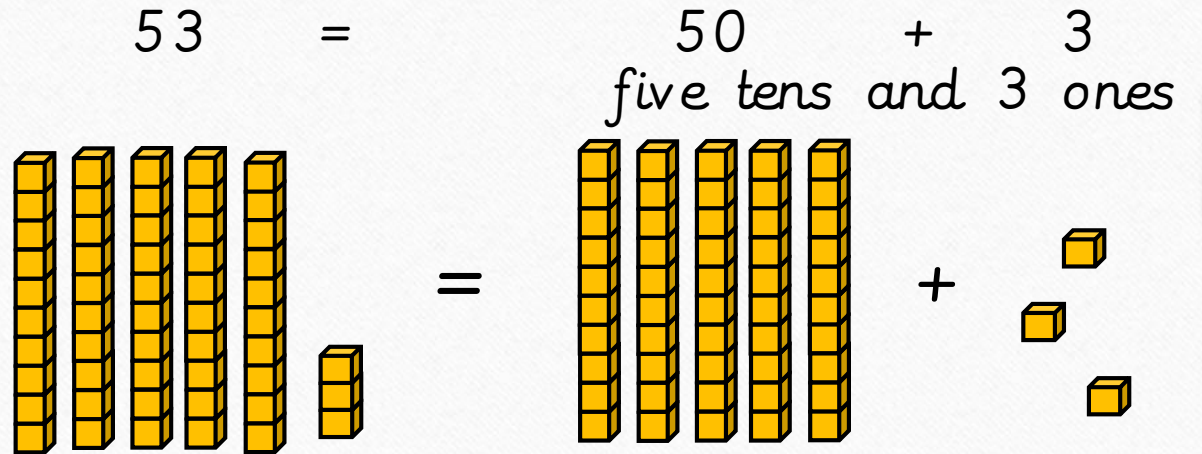
6.  $65 = \underline{\quad} + \underline{\quad}$

7.  $27 = \underline{\quad} + \underline{\quad}$

8.  $98 = \underline{\quad} + \underline{\quad}$

9.  $135 = \underline{\quad} + \underline{\quad} + \underline{\quad}$

10.  $427 = \underline{\quad} + \underline{\quad} + \underline{\quad}$



How many tens and ones are there in each number?



# Year 2 Maths

Answers will be on tomorrow's slides.

$62 = 50 + 12$ 	$62 = 40 + 22$ 
<b>62</b>	
$62 = 10 + 52$ 	$62 = 30 + 32$ 

<b>77</b>	

<b>58</b>	

## TASK 2:

Use number sentences and / or pictures to show how these numbers can be partitioned these in a different combination of tens and ones.

The first one has been done for you.

<b>34</b>	

<b>65</b>	

<b>99</b>	

Remember there will be the same number of tens and ones in total.




Task on next slide...

# PSHE

We want everyone  
to feel safe and  
happy!



LO: To know who we can talk to if you're worried.



## Your Network Hand

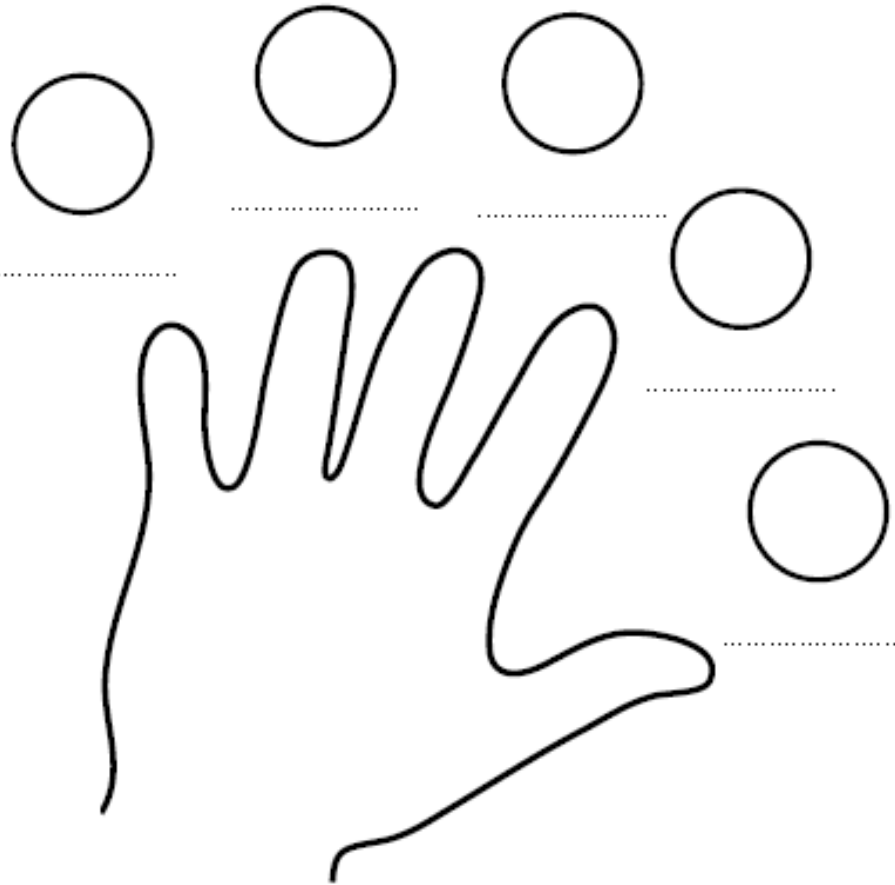
It is a good idea to every so often to think about people we know we could tell things that worry us.

They will be people who can help us to feel safe again. We need a network of people who can help so that when we need them we don't have to start looking - we already know who they are.

If you start feeling your Early Warning Signs these are the people you should talk to.



# My Network Hand



Network people will  
listen to me, believe me and do something to help me

## PSHE

Write anyone you might talk to but who can't really reply in the middle e.g. God, pets etc.



### TASK:

Draw around your hand and write the name of an adult that you could talk to if you were feeling unsafe. You can also draw a picture of them if you would like.

Write and draw 5 adults - one on each finger. It can be someone you can speak to on the phone.

Make sure to include **someone at home** and **Mrs Patchett** (her number is on the next slide should you need it).



# Bournebrook

*Church of England Primary School*

If you feel unsafe at home or are worried that a friend is not safe, call Mrs Patchett on 07787261064.

Remember to talk to someone on your Network Hand if you are worried about something.



If nobody is listening to your worries or there is nobody to talk to, call Childline on 0800 1111

Adults at Childline are used to talking to children with worries and can help you.



First day back completed.  
Well done Elm friends.

---



See you  
tomorrow!