

Elm Class

Monday 27th April



Miss Davies





Monday 27th April

Today's lessons will be:

1. Phonics or Spellings
2. English
3. Maths
4. Music

Hello! Miss Davies here. Hope you have relaxing weekend.



Helpful phonics link:

<https://www.youtube.com/watch?v=-ksblMiliA8>

Year 1 Phonics revision tasks

1. Watch the phonics link above to remind yourself how to pronounce each sound correctly.
2. Then watch it again (on mute) and say the sounds. Just like we do our flashcards in Elm class!
3. Phonics booklet – page 1. Go through each sound and say the sounds.



PhonicsPlay

4. **OPTIONAL** Phonics games link:
<https://new.phonicsplay.co.uk/>

Log in explained on home page.

Click 'resources' at the top.

Then click 'phase 5 or 6' for phonics games.

You have to choose if they are 'real' or 'alien' (fake) words.



Year 2 LO: Spellings.



- Practise reading and learning to spell these words.
- You could ask an adult to test you.

cried	crying
copied	copying
happier	happiest
city	table
wrapping	middle

Look, cover,
write and check.



Finished? Read your book independently for at least 15 minutes.

Year 1 English

Monday 27th April

LO: Days of the week.



- **TASK 1:** Practise writing the days of the week. Must include: clear capital letters.
- **TASK 2:** Write at least 7 sentences including the days of the week. Must include: full stops and capital letters (for days and the start of sentences).
- **SUGGESTION** - To practise your listening skills ask an adult to read out some sentences to you and write them into your book.

Example:

On **M**onday we went for a walk in the park.

Last **F**riday night I had movie night with my sister and dog called **B**ob.

Sentences must have full stops and capital letters.



Helpful song to remember your Days of the Week:

<https://www.bbc.co.uk/teach/supermovers/ks1-english-days-of-the-week/zd8njhv>

Monday 27th April Year 2 English

Answers will be on tomorrow's slides.

LO: Noun with suffixes.

- A noun word is used to identify any of a class of people, places or things.
- Suffixes go at the end of the root word.
- **TASK 1** - copy the words into your book. Decide whether the suffixes fits onto each word. Today we are looking at the suffixes: -er -ness and -ment.
- **TASK 2** - write at least 8 sentences including these nouns with suffixes.

paint - painter

amaze -

kind -

cook -

agree -

happy -

learn -

refresh -

calm -

read -

helpful -

climb -



Sentences example: I am a painter. To my amazement I scored the winning goal.

Year 1 Maths

27.4.20

LO: To compare numbers.

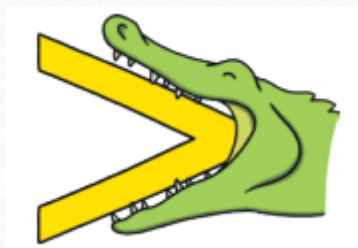
Maths vocabulary:

Greater than


Less than

Equal to

- Today we are going to compare numbers using the symbols $>$, $<$ and $=$.
- See link to explain symbols: <https://www.youtube.com/watch?v=M6Efzu2slaI>
- Remember that the greedy crocodile always eats the bigger number.
- e.g. $15 > 6$ 15 is greater than 6



greater than



less than



Equals
(both are the same)

Remember the greedy crocodile eats the bigger number.



You can use objects or a number square to help you.

Year 1 Maths

Answers will be on tomorrow's slides.



Challenge

3		7
6		2
1		10
7		12
15		9
17		7
13		13

4		6
12		10
$4 + 1$		7
$5 + 5$		8
$1 + 9$		10
$3 + 10$		13
$2 + 4$		9



Year 2 Maths

Answers from *Friday's work*. Mark your own work.

1.) $2+4+8=14$

2.) $100=70+30$

3.) $19=25-6$

4.) Half of 24 = 12

5.) $90-40=50$

6.) $55+30=85$

7.) $86-40=46$

8.) $25=5 \times 5$

9.) $63+27=90$

10.) $10 \times 6=60$

11.) Double 35 = 70

12.) $46+39=85$

13.) $51-28=23$

14.) $60=12 \times 5$

15.) $47=83-36$

Year 2 Maths

Answers will be on tomorrow's slides.

Questions on the next slide....

27/04/20

LO: To recall the 2x and 5x tables.

This week we will be practising our times tables!

By the end of Year 2 you need to know your 2x, 5x and 10x tables (multiplication and division facts). So keep practising!

It might help to write out counting up in 2s and 5s e.g. 0, 2, 4, 6, 8...



TASKS on next slides...

Year 2 Maths

27/04/20

LO: To recall the 2x and 5x tables.

TASK 1: Complete these times table questions.

Extension on the next slide.

Answers will be on tomorrow's slides.

Count up in 2s or 5s if you're not sure of the answers.



$3 \times 2 = \underline{\quad}$
$2 \times 6 = \underline{\quad}$
$2 \times 4 = \underline{\quad}$
$2 \times 7 = \underline{\quad}$
$2 \times 0 = \underline{\quad}$
$3 \times 2 = \underline{\quad}$
$2 \times 12 = \underline{\quad}$
Time:

$11 \times 2 = \underline{\quad}$
$2 \times 1 = \underline{\quad}$
$2 \times 10 = \underline{\quad}$
$2 \times 3 = \underline{\quad}$
$2 \times 6 = \underline{\quad}$
$7 \times 2 = \underline{\quad}$
$2 \times 4 = \underline{\quad}$
Time:

$3 \times 5 = \underline{\quad}$
$5 \times 6 = \underline{\quad}$
$5 \times 4 = \underline{\quad}$
$5 \times 7 = \underline{\quad}$
$5 \times 0 = \underline{\quad}$
$5 \times 2 = \underline{\quad}$
$5 \times 12 = \underline{\quad}$
Time:

$11 \times 5 = \underline{\quad}$
$5 \times 1 = \underline{\quad}$
$5 \times 10 = \underline{\quad}$
$5 \times 3 = \underline{\quad}$
$5 \times 6 = \underline{\quad}$
$7 \times 5 = \underline{\quad}$
$5 \times 4 = \underline{\quad}$
Time:

$\underline{\quad} = 5 \times 0$
$\underline{\quad} = 7 \times 5$
$\underline{\quad} = 8 \times 5$
$\underline{\quad} = 5 \times 9$
$\underline{\quad} = 6 \times 5$
$\underline{\quad} = 5 \times 5$
$\underline{\quad} = 5 \times 3$
Time:



Year 2 Maths



TASK 2: Try to log on to Times Tables Rockstars. You should have had an email about how to log in.

Have a try at practising your 2x table (and 5x table if you are feeling confident). See how quickly you can answer the questions!



You will get quicker and more accurate the more you practise! Don't worry if you're slow to begin with!



Monday 27th April

Music

LO: Exploring string instruments.

- **TASK 1** Watch video link below introducing string instruments in the orchestra.

TASK 1 BBC String instruments in orchestra link:
<https://www.bbc.co.uk/bitesize/clips/zf7fgk7>

- **TASK 2** Listen to the video link below (for at least **10 minutes**).
- For this lesson you will need:
 - Rubber-bands
 - Containers (ice-cream carton, yoghurt-pots, small wooden boxes, etc.)

TASK 2 BBC String lesson link:
<https://www.bbc.co.uk/teach/school-radio/music-ks1-instruments-together-3-strings/zvt3vk7>



I challenge you to make your own string song. Share it on our school's Facebook page.






Bournebrook

Church of England Primary School

If you feel unsafe at home or are worried that a friend is not safe, call Mrs Patchett on 07787261064.

Remember to talk to someone on your Network Hand if you are worried about something.



Great work Elm friends. See you tomorrow.



If nobody is listening to your worries or there is nobody to talk to, call Childline on 0800 1111

Adults at Childline are used to talking to children with worries and can help you.