


Elm Class

Tuesday 21st April



Miss Davies





Tuesday 21st April

Today's lessons will be:

1. Phonics or Spellings
2. English
3. Maths
4. Music

Good morning
Elm friends!



Year 1 Phonics



- Phonics booklet.
- Look at today's piece of code 'oy' (page 30).
- Complete today's page. You can do this by yourself. Repeating 'oy' to yourself as you work.
- Wait to do the mini story tomorrow.
- Ask an adult if you are not sure what the pictures are.
- Pictures: royal boy, oyster, gloves, enjoy, owl, shout.



Year 2 LO: Spellings.



- Choose at least 6 words from your spelling list below and write a sentence for each to show you understand what it means.
- Example: He jumped in a puddle and got his feet very wet!

middle	tickle
giggle	puddle
squirrel	parcel
magic	village
change	join

Remember to spell carefully.



After you have finished this work read a book for at least 10 minutes.



Year 1 English



Answers from **yesterday's work**.
Mark your own work.

Did you remember the
capital letters for names?

1. **T**he dog is big and fluffy.
2. **I** can see a big pig.
3. **H**is cat has a hat.
4. **T**he cat is called **T**illy
and she is silly.
5. **T**he big pig is called **W**endy.
6. **I** can jump and dance.
7. **T**he red bus rushed down the
road.
8. **H**is fluffy cat is wearing a red
and yellow hat.



Year 2 English

Did you remember the apostrophe for possession?



Answers from **yesterday's work**. Mark your own work.

Once upon a time there was a boy called **Jack**. **He** lived with his mother. **They** were very poor and all they had was a cow.

One morning **Jack's** mother told **Jack** to take their cow to market and sell her. **On** the way **Jack** met a man. **He** gave **Jack** some magic beans for the cow. **Jack** took the beans and went back home. **When Jack's** mother saw the beans she was very angry. **She** threw the beans out of the window. **or !**

The next morning **Jack** looked out of the window. **There** was a giant beanstalk. **or !** **He** went outside and started to climb the beanstalk. **He** climbed up to the sky and through the clouds.



English



Tuesday 21st April

LO: To write a letter.

TASK Write a letter imagining you are telling Miss Davies about your Easter holidays.

- What did you do?
- Did you do anything special on Easter Day?
- Did you get any Easter eggs / treats?
- How did you feel during the holidays? Were you busy or bored?
- Did you wish you could do anything else?



English



Tuesday 21st April
LO: To write a letter.

Year 1 success criteria:

- ✓ Started letter with 'Dear'
- ✓ Write in chronological (time) order.
- ✓ Full stops
- ✓ Clear capital letters for start of sentence and names.
- ✓ Finger spaces
- ✓ Signed off letter to say who it is from.

Year 2 success criteria:

- ✓ Letter format
- ✓ Proofread punctuation
- ✓ Expanded noun phrases e.g. *some delicious, chocolate eggs*
- ✓ Write in chronological (time) order.
- ✓ Use time adverbials such as *after, then, next, when...*



Year 1 Maths

Answers from **yesterday's work**. Mark your own work.

10 wheels

14p

12 shoes

16 socks

20 footprints

8 gloves


OPTIONAL CHALLENGE

1. I have nine 2p coins in my pocket. My dad then gives another 2p coin. How much money have I got in my pocket now?

$$9 \text{ lots of } 2 = 18 + 2p = 20p$$

2. If I start off with 10 pairs of shoes. I then lose one shoe, then buy one new pair of shoes. How many individual shoes do I have now?


$$10 \text{ lots of } 2 = 20 - 1 \text{ shoe} + 2 = 21 \text{ shoes}$$



Year 1 Maths



21.4.20



LO: Counting in tens.

- Counting forward in tens means you add 10 each time.
- Counting backwards in tens means you take 10 each time.
- **TASK 1:** Using your number square - start on 0. Then add 10 each time. What do you notice? When you get to 90 what would be next? Now count backwards in 10s from 90. What do you notice? **Discuss with adult.**
- **TASK 2:** Now give your number square to someone. Write out your 10s (forwards and backwards) into your book.
- **TASK 3:** See **next slides** for questions. Write the answers in your book.



OPTIONAL links

Supermovers: <https://www.bbc.co.uk/teach/supermovers/ks1-maths-the-10-times-table-with-webster-the-spider/zm32cqt>

Year 1 Maths continues...




How many toes are there?



How many numicon are there?



How many cubes are there?



Year 1 Maths continues...


How much money is there?



How many beads are there?



How many fingers are there?




Year 1 Maths continues...

Challenge - thinking time

Discuss the answers with someone at home.

In a shop, grapes come in bunches of 10



Max wants to buy forty grapes.

Are there enough grapes?

How many birds are there altogether?



There are ____ birds in each tree.

There are ____ trees.

There are ____ birds altogether.

Jemima is counting in 10s on part of a hundred square.

1	2	3	4	5	6	7	8	9	10
11	12	13	14	15	16	17	18	19	20
21	22	23	24	25	26	27	28	29	30
31	32	33	34	35	36	37	38	39	40
41	42	43	44	45	46	47	48	49	50

She starts at 10

Shade in all the numbers Jemima will say.

What is the same about the numbers she says?

What is different about the numbers?



Did you get
them right?
Mark your
own answers.

Year 2 Maths

Here are Monday's
answers.

Mark your own
answers.

TASK 1:

1. $46 = 40 + 6$

2. $73 = 70 + 3$

3. $81 = 80 + 1$

4. $42 = 40 + 2$

5. $59 = 50 + 9$

6. $65 = 60 + 5$

7. $27 = 20 + 7$

8. $98 = 90 + 8$

9. $135 = 100 + 30 + 5$

10. $427 = 400 + 20 + 7$

TASK 2

answers on next
page...

TASK 2:

Year 2 Maths

Here are Monday's answers.

$77 = 70 + 7$	$77 = 50 + 27$
77	
$77 = 60 + 17$	$77 = 20 + 57$

Could also be:
 $77 = 40 + 37$
 $77 = 30 + 47$
 $77 = 10 + 67$

$58 = 50 + 8$	$58 = 30 + 28$
58	
$58 = 40 + 18$	$58 = 20 + 38$

Could also be:
 $58 = 10 + 48$

Did you get them right?
Mark your own answers.

$34 = 30 + 4$	$34 = 20 + 14$
34	
$34 = 10 + 24$	$34 = 0 + 34$

$65 = 50 + 15$	$65 = 30 + 35$
65	
$65 = 40 + 25$	$65 = 20 + 45$

Could also be:
 $65 = 10 + 55$
 $65 = 60 + 5$

$99 = 50 + 49$	$99 = 30 + 69$
99	
$99 = 40 + 59$	$99 = 20 + 79$

Could also be:
 $99 = 90 + 9$
 $99 = 80 + 19$
 $99 = 70 + 29$
 $99 = 60 + 39$
 $99 = 10 + 89$



Year 2 Maths

Answers will be on tomorrow's slides.

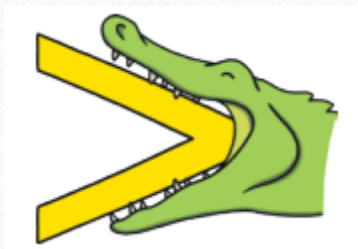
Questions on the next slides....

21/04/20

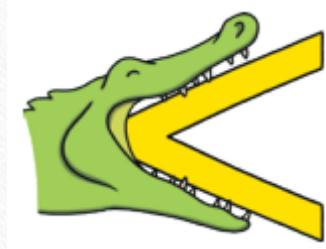
LO: To compare numbers using $<$, $>$ and $=$.

Today we are going to compare numbers using the symbols $>$, $<$ and $=$. Remember that the greedy crocodile always eats the bigger number.

e.g. $25 > 19$ 25 is greater than 19



greater than



less than



Equals
(both are the same)

If there is a number sentence, work out the answer to the number sentence then do $>$, $<$ or $=$ in the box.

e.g. $14 + 5$ 18

19 18



Remember the greedy crocodile eats the bigger number.

Year 2 Maths

Answers will be on tomorrow's slides.

Write out the question and complete the number sentences by putting in $<$, $>$ or $=$.

10	<input type="text"/>	12
16	<input type="text"/>	10
$4+1$	<input type="text"/>	41
$15+5$	<input type="text"/>	16
$5+5$	<input type="text"/>	10
$13+10$	<input type="text"/>	23
$16+4$	<input type="text"/>	22

38	<input type="text"/>	20
88	<input type="text"/>	91
$7+7$	<input type="text"/>	14
$21+11$	<input type="text"/>	32
58	<input type="text"/>	$47+10$
$10+2$	<input type="text"/>	$7+5$
$16+3$	<input type="text"/>	$12+6$

Extension:

- $15 + 4$ 9×2
- 5×4 10×2
- 9×5 $52 - 4$
- $18 + 6$ $30 - 4$
- 8×5 2×11
- $100 - 21$ 10×8



Music



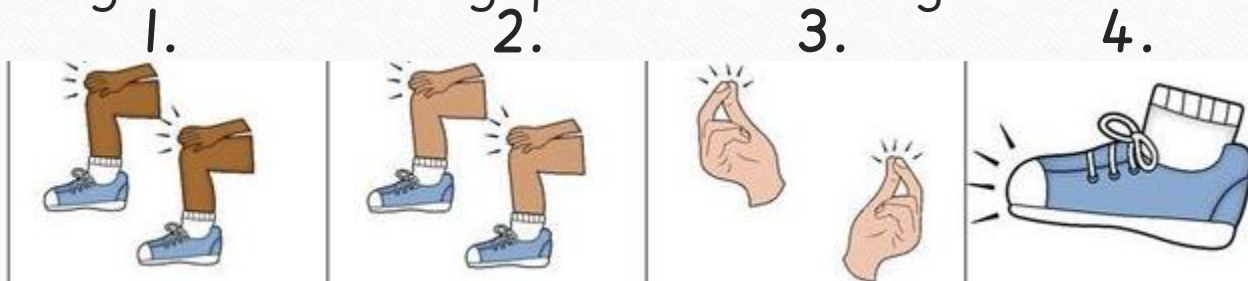
Tuesday 21st April

LO: Exploring body percussion.

- Today we are looking at making sounds with our bodies. You could ask someone at home to join in with you.
- Listen to the video link below (for at least **10 minutes**). Follow their instructions carefully.

<https://www.bbc.co.uk/teach/school-radio/music-ks1-instruments-together-1-percussion/zhy947h>

Challenge - make your own body percussion song to teach someone at home.
Example:






Bournebrook

Church of England Primary School

If you feel unsafe at home or are worried that a friend is not safe, call Mrs Patchett on 07787261064.

Remember to talk to someone on your Network Hand if you are worried about something.



If nobody is listening to your worries or there is nobody to talk to, call Childline on 0800 1111

Adults at Childline are used to talking to children with worries and can help you.



Fantastic Elm friends.
You have finished all your
school work for today.



Have a
lovely
afternoon.