

Friday 1st May

Good Morning Friends!

What day is it today?

Sing the days of the week song to find out.

What day was it yesterday?

What day will it be tomorrow?

Can you say it in a sentence...

Today it is...



<https://www.youtube.com/watch?v=spi77By9-iA>

What is the weather like today?

Have a look out of the window or go outside!

Is it hot or cold?

Are the trees moving?

What colour is the sky?

Say your observations in a sentence:


The weather today is...



Sunny



Partly Sunny



Partly Cloudy



Sun & Rain



Raining



Thunderstorms



Snowing



Cloudy



Windy



Rainbow





Tornados / Hurricanes



Clear

Literacy

Our focus skill today is using our **imaginative play** and new story knowledge to go into space.



Our stories this week have been about space.

Can you imagine a rocket to travel in like Bob or a flying saucer like the aliens use?

Use anything that inspires you, cushion, chair, bean bag. Imagine that you are in the rocket.

Blast off into space!
Get out of your rocket or flying saucer and explore where you have landed.

What can you see?
Do you meet any aliens?

Today's task is about igniting a spark for imaginative play. Your child will naturally take the lead and you will find they might surprise you with their knowledge and language skills that they use within it. Within school the children love the role play areas and the learning we have been doing comes to life this way. Play along with them, letting them be the leader!
The way they go into space or where they go is completely their choice – Enjoy!

Maths

Today you can choose your favourite activity from the week and do it again!

Grown ups if you feel there is a skill that you would like them to practice again then pick the corresponding activity!

Monday 27th


curiosity of numbers

(Counting backwards)



Tuesday 28th

repeating patterns



Wednesday 29th

maths journey
(Applying skills through play)



Thursday 30th

recognising and ordering numbers



Phonics

Our focus skill today is **alliteration**.

Charlotte the Chef

Charlotte the Chef is making some silly sound soups! Each soup needs 3 ingredients that start with the same letter sound. She has already made the 't' sound soup with toffees, tomatoes and toast! Can you think of 3 foods to put in the 'c' sound soup?



Challenge

Can you add alliterative words to name the items you have for your lunch or tea?

E.g. **M**ushy **m**ash

Super **S**ausages

Perfect **P**eas

Can you ask for a drink using alliterative additions? E.g. can I have a **d**elicious **d**rink, **p**retty **p**lease?

For an even bigger challenge see if you can add more words on!

E.g. **C**old, **C**olourful **C**upcake.

Music

Violin

The **violin** is a string instrument which has four strings and is played with a bow. It is held between your shoulder and your chin. Different sounds, called notes are made using your fingers on the strings and the bow. The violin is sometimes called a 'fiddle'.

Watch the video to see a violin being made and listen to the sounds it creates.

Hover over the video and click the triangle to play.



There is a fiddle in our new nursery rhyme!

Music

Our new nursery rhyme is...

Hey Diddle Diddle

Hey Diddle Diddle

Hey diddle diddle, the cat and the fiddle,
The cow jumped over the moon.
The little dog laughed to see such fun,
And the dish ran away with the spoon!



Can you sing the nursery rhyme?

Today's Tasks:

Exploring pitch and the use of the voice as an instrument.

Use a different voice to sing each verse.

Can you use a loud voice?

A quiet voice?

A squeaky voice?

A deep voice?

Daily Activities

- Sharing a story
- Counting – how many plates do we need for dinner? How many buttons on your shirt? Counting up the stairs and back down.
- Name recognition and recognising print in the environment – post, labels, words on crisp packets, words on clothes.
- Nursery rhymes – we use these in class when we transition from one activity to another as it helps us to stay calm and focused.
- Talk about how you are feeling and recognising emotions by looking at each others faces and body language.
- Phonic sound talk – break the words into sounds e.g. ‘Can you clean your t-ee-th?’ ‘Put on your h-a-t.’

Helpful Websites

<https://www.ictgames.com/> - Maths, English and Phonics

<https://www.bbc.co.uk/programmes/p065z8z4> Nursery Rhymes and counting songs – we use these in class

<https://www.whitleyabbeyprimary.co.uk/gordonsfoundation.html> maths activities - we use these in class