

Thursday 30th April

Good Morning Friends!

What day is it today?

Sing the days of the week song to find out.

What day was it yesterday?

What day will it be tomorrow?

Can you say it in a sentence...

Today it is...



<https://www.youtube.com/watch?v=spi77By9-iA>

What is the weather like today?

Have a look out of the window or go outside!

Is it hot or cold?

Are the trees moving?

What colour is the sky?

Say your observations in a sentence:


The weather today is...



Sunny



Partly Sunny



Partly Cloudy



Sun & Rain



Raining



Thunderstorms



Snowing



Cloudy



Windy



Rainbow



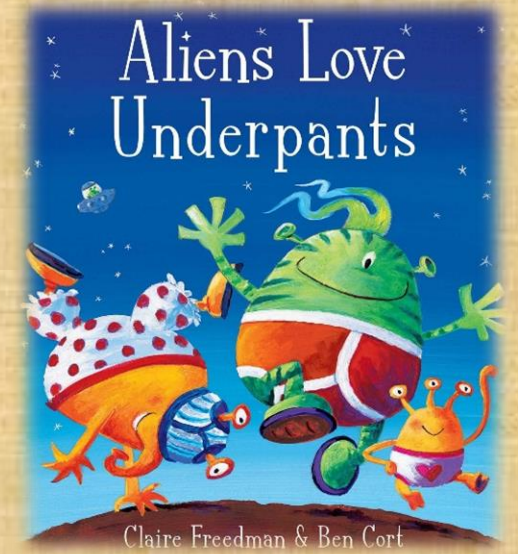
Tornados / Hurricanes



Clear

Literacy

Our story today is [Aliens Love Underpants](#) by Claire Freedman and Ben Cort.

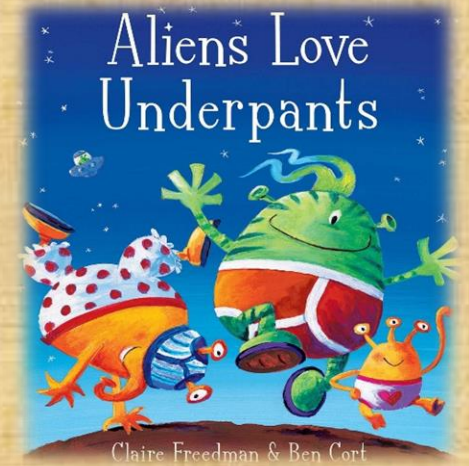


<https://www.youtube.com/watch?v=HWbSrmuyptw>

If you want to start your learning today by listening to the story again then please do. You could mute it and your grown up can read it or you might have the book at home.

Literacy

Our focus skill today is taking our ideas and representing them through mark making.



Yesterday you used talk to describe the aliens.

There were big aliens, little aliens, orange aliens, stripy aliens. Some had three eyes and some only had one.

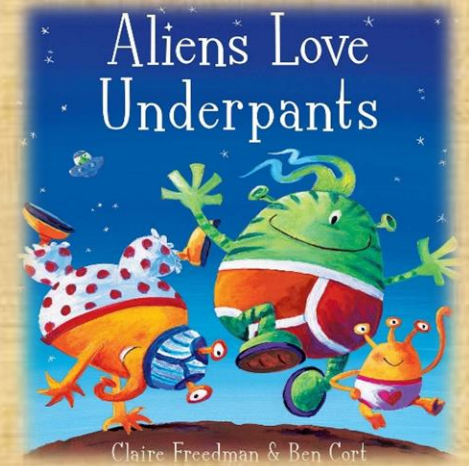
Use all of those thoughts that you talked about to draw your own alien.

Give meaning to marks, describing the parts of your drawing.



Maths

Our focus today is on **recognising and ordering numbers.**



Maths Meeting

- Maths maths meeting, 1,2,3,4,5 maths maths meeting, 6,7,8,9,10!
- 10 claps
- 20 taps
- Look at a number line, point to numbers asked e.g. where is 7? Where is 4?

Using your washing line from yesterday, can you peg out some washing using numbered pegs?

Which numbers can you recognise?

Can you put them into order?

Start 0-5, 0-10, 0-20



If you haven't got pegs that you can write numbers on then you could peg out some paper with numbers written on.

Phonics

Our focus skills today are **rhythm and rhyme**.

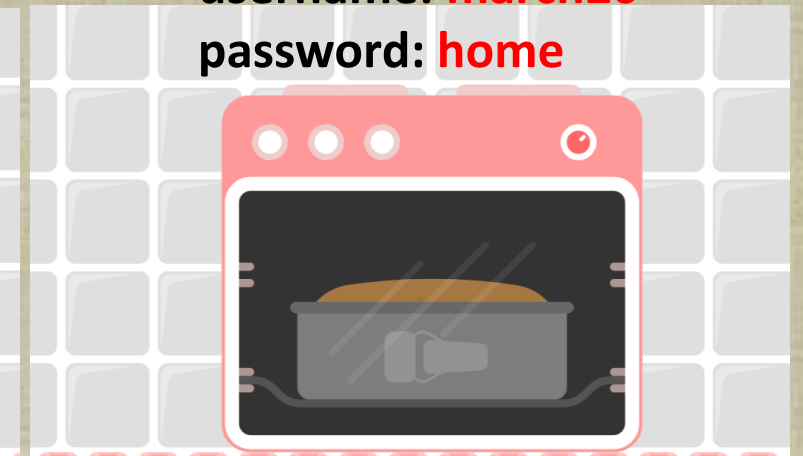

Cake Bake

This is a rhyming game where you need to click on the picture that rhymes with each word. Listen to each choice before you decide, click on the pictures several times until you can hear the rhyme. You can then bake a rhyming cake!

<https://new.phonicsplay.co.uk/resources/phase/1/cake-bake> on a tablet

<https://www.phonicsplay.co.uk/member-only/CakeBake.html> on a laptop or computer

Login to Phonics Play
username: **march20**
password: **home**



Gross Motor Skills

Follow the link to join in with a space themed dance! See if you can move like an astronaut dancing on the moon!



<https://www.youtube.com/watch?v=52pdktAMDe4>

Music

Our nursery rhyme this week is...

5 Little Men in a Flying Saucer

Five Little Men in a Flying Saucer

5 Five little men in a flying saucer,
Flew round the Earth one day,
They looked left and right but they didn't like the sight,
So one man flew away.

4 Four little men in a flying saucer,
Flew round the Earth one day,
They looked left and right but they didn't like the sight,
So one man flew away.

3 Three little men in a flying saucer,
Flew round the Earth one day,
They looked left and right but they didn't like the sight,
So one man flew away.

2 Two little men in a flying saucer,
Flew round the Earth one day,
They looked left and right but they didn't like the sight,
So one man flew away.

1 One little man in a flying saucer,
Flew round the Earth one day,
He looked left and right but he didn't like the sight,
So one man flew away.



twinkl
www.twinkl.co.uk



This is our nursery rhyme from our music last Friday.

Today's Tasks:

EAD Imaginative Ideas

If you were travelling in space in a flying saucer where would you visit?

Would you go to a place on earth?

Would you go to a different planet?

Why did you choose that place to visit?

Daily Activities

- Sharing a story
- Counting – how many plates do we need for dinner? How many buttons on your shirt? Counting up the stairs and back down.
- Name recognition and recognising print in the environment – post, labels, words on crisp packets, words on clothes.
- Nursery rhymes – we use these in class when we transition from one activity to another as it helps us to stay calm and focused.
- Talk about how you are feeling and recognising emotions by looking at each others faces and body language.
- Phonic sound talk – break the words into sounds e.g. ‘Can you clean your t-ee-th?’ ‘Put on your h-a-t.’

Helpful Websites

<https://www.ictgames.com/> - Maths, English and Phonics

<https://www.bbc.co.uk/programmes/p065z8z4> Nursery Rhymes and counting songs – we use these in class

<https://www.whitleyabbeyprimary.co.uk/gordonsfoundation.html> maths activities - we use these in class