

Tuesday 21st April

Good Morning Friends!

What day is it today?

Sing the days of the week song to find out.

What day was it yesterday?

What day will it be tomorrow?

Can you say it in a sentence...

Today it is...



<https://www.youtube.com/watch?v=spi77By9-iA>

What is the weather like today?

Have a look out of the window or go outside!

Is it hot or cold?

Are the trees moving?

What colour is the sky?

Say your observations in a sentence:


The weather today is...



Sunny



Partly Sunny



Partly Cloudy



Sun & Rain



Raining



Thunderstorms



Snowing



Cloudy



Windy



Rainbow




Tornados / Hurricanes



Clear

Literacy

Our story today is [The Journey](#) by Neil Griffiths




<https://www.youtube.com/watch?v=GLtS4Fjtwuc>

If you want to start your learning today by re-reading/listening to the story then please do. You could mute the volume and read the story with your child.

Literacy

Our focus skill today is **representing our ideas through mark making or imaginative play.**

Children giving meaning to the marks they make are their first writing skills.



Think about your answers to the questions from the story that you talked about yesterday. Use this talk to refresh your ideas for today's task.


Create your journey out of small world items. You could go outside and use stones for the path and objects to stand in for the items you saw on your journey (stick as tree, blue paper as a pond, blocks as buildings).

Draw a picture to represent where you went on your journey and the things you saw. You can do this as a map if you would like to. Can you tell your adult about your drawing?

Maths

Our focus today is on **shape**.

Recognising properties of shapes and investigating them in our environments.



Maths Meeting

- Maths maths meeting, 1,2,3,4,5 maths maths meeting, 6,7,8,9,10!
- 10 claps
- 20 taps
- Look at a number line, point to numbers asked e.g. where is 7? Where is 4?

Watch Numbertime shapes

<https://www.youtube.com/watch?v=Gd5JQ6Z6bC0>

Can you make a triangle with your hands?

Does a triangle have corners? How many?

How many sides does it have?

Go on a triangle hunt around your house and garden. How many triangles can you find? You can record them in your book by making a mark for each one or by drawing them. You could take photos to record them.

Phonics

Our focus skills today are **listening skills – voice sounds**.

Making trumpets

Make amplifiers (trumpet shapes) from simple cones of paper/lightweight card or a toilet roll and experiment by making different noises through the cones.

Model sounds for your child:
the up and down wail of a siren,
the honk of a fog horn,
a peep, peep, peep of a bird.

Contrast loud and soft sounds.

Invite your child to share their own sounds for you to copy.



Challenge

Sound talk some words through the trumpet for your child to practise oral blending.

E.g p-i-g/pig, c-a-t/cat, s-u-n/sun, f-o-g/fog

Fine Motor Control

Finger Aerobics

To warm up those fingers follow this link to watch a video and join in to get them moving!

<https://www.youtube.com/watch?v=3VpARNgbb8c>



Strengthening fingers

You will need some cards with some numbers written on and some pegs. The children need to choose a number and then peg the corresponding number of pegs onto it.

You could also do this with shapes and use the pegs to add arms and legs to create animals, people or aliens.



In your child's mark making book can they write their name? They can trace it, copy it or write it.

Music

This weeks nursery rhyme is...

Little Bo Peep

This is our nursery rhyme from our music before the Easter holiday.

Little Bo Peep

Little Bo Peep has lost her sheep,
and doesn't know where to find them.
Leave them alone and they'll come home,
wagging their tails behind them.



Today's Tasks:

Using a stick and a tray of salt/flour/sand or soil explore different mark making. Can you make a line? A circle? Letters from your name?



Bo peep
Staff Writing

Daily Activities

- Sharing a story
- Counting – how many plates do we need for dinner? How many buttons on your shirt? Counting up the stairs and back down.
- Name recognition and recognising print in the environment – post, labels, words on crisp packets, words on clothes.
- Nursery rhymes – we use these in class when we transition from one activity to another as it helps us to stay calm and focused.
- Talk about how you are feeling and recognising emotions by looking at each others faces and body language.
- Phonic sound talk – break the words into sounds e.g. ‘Can you clean your t-ee-th?’ ‘Put on your h-a-t.’

Helpful Websites

<https://www.ictgames.com/> - Maths, English and Phonics

<https://www.bbc.co.uk/programmes/p065z8z4> Nursery Rhymes and counting songs – we use these in class

<https://www.whitleyabbeyprimary.co.uk/gordonsfoundation.html> maths activities - we use these in class