


Willow Class

Thursday 2nd April



Mrs Drew





Thursday 2nd April

Today's lessons will be:

1. Spellings
2. English
3. Maths
4. Handwriting
5. Science

Good morning Willow friends. Hope you are having a good week?
Here is the plan for today.



Year 2 Spellings

- To spell contractions accurately.
- Remember the apostrophe goes in the place of the missing letters.
- Match the words and copy into your book.

| | | | | |
|----------|----------|--------|----------|-----------|
| can't | doesn't | I'll | they're | he's |
| cannot | does not | I will | they are | he is |
| won't | it's | I'm | wasn't | couldn't |
| will not | it is | I am | was not | could not |

After you have finished your spellings read your school reading book for at least 15 minutes.

Year 3 Spellings

- **Task 1:** The words below are spelt incorrectly. Can you correct the spellings?
- **Task 2:** Write a sentence using each of the words.

1. hoping
2. claped
3. plentyful
4. painfull
5. stoped
6. quitely
7. shareing
8. bravley



Year 2 and 3 English

Description feedback from yesterday.

Can you read through your description and tick off the success criteria?

If you can - well done!

Y2

- Accurate punctuation
- Expanded noun phrases e.g. *some pale green buds*
- Use interesting vocabulary.
- Try to use 'when' and 'that'.

Y3

- Use paragraphs
- Expanded noun phrases e.g. *the stormy April showers*
- Use similes e.g. *with fur as fluffy as cottonwool*
- Use prepositional openers e.g. *On the branches...*,
Behind the trees...



English

Thursday 2nd April

L.O. To write a description

Today you are going to be doing some descriptive writing about the egg in the picture.

Draw a picture of what might hatch out of the egg and give it a name.

For example - it could be some type of large bird, a dinosaur or even a dragon!

Then write a detailed description about your creature.

For example -

Dino has long, sharp claws to help it grab onto the branches of trees.

It has soft, brown feathers which flutter gently in the breeze.

See the next slide for the success criteria.



English

Make sure you follow the success criteria when writing your descriptions.



- Year 2
- Accurate use of full stops and capital letters.
- An apostrophe to show possession.
- Dino's claws are long and sharp.
- Expanded noun phrases to add interest to your description.

For example -

It was covered in shiny, golden scales that shimmered in the sun.

- Neat handwriting.

Year 3

- Accurate use of a range of punctuation marks. Including an apostrophe to show possession. Dino's claws are sharp and extremely long.

- Expanded noun phrases and adverbs to add interest to your description.

The shiny, purple wings flapped powerfully.

Neat handwriting with some joins.

English



- Challenge Activity

Can you proof read and edit your descriptions to make them even better?

For example -

The dinosaur opened his mouth and roared.

This could become -

The **fierce** dinosaur opened his **enormous** mouth and roared **with a deafening shriek!**



Did you get
them right?
Mark your
own answers.

Year 2 Maths

Here are
Wednesday's
answers.

1. Half past 3
2. Quarter past 12
3. 11 o'clock
4. Quarter to 6
5. 4 o'clock
6. Quarter past 8
7. Half past 9
8. Half past 6
9. Quarter to 12

10. Twenty to 4
11. Twenty past 12
12. Five to 12
13. Twenty-five to 6
14. Five past 4
15. Quarter past 8
16. Ten past 9
17. Ten to 7
18. Quarter to 12

Mark your own
answers.

Year 2 Maths

Answers will be on
Monday's slide after Easter.
Activities on the next slide...

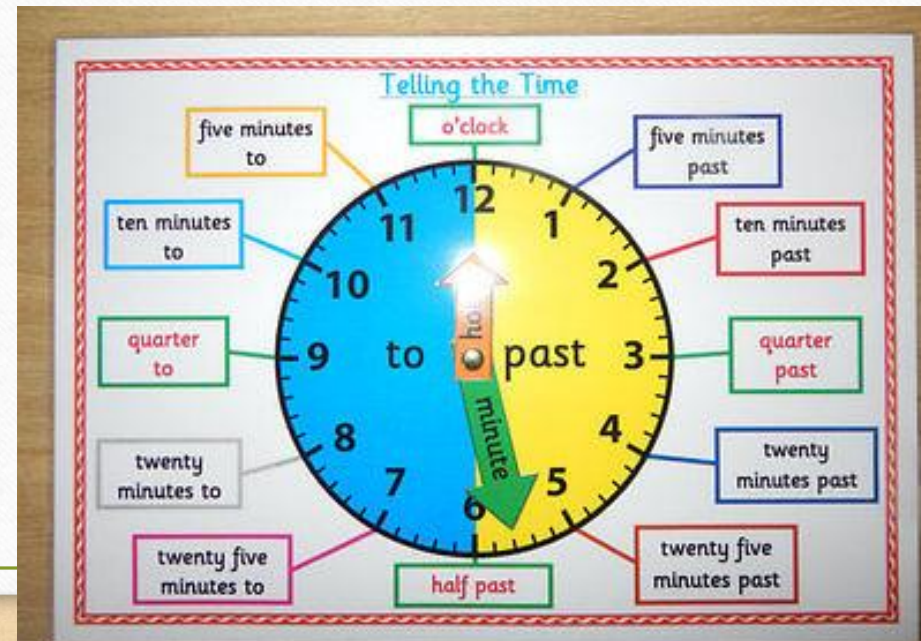
2/04/20

LO: To tell the time

The first slide is telling the time to the nearest 15 minutes.
For example quarter past 4

The second slide is telling the time to the nearest 5 minutes.
For example 20 minutes past 3

There is also a challenge activity to do.





A A A



Challenge

Could you draw and write some times that you might do different activities?

For example -


I will eat my dinner at twenty minutes past twelve.

Year 3 Maths

Questions on a
separate powerpoint
from Dr Baker.

Handwriting

Please copy out each line 3 times in your neatest handwriting.



L.O. Handwriting

know know know know

knife knife knife knife

kettle kettle kettle kettle

kite kite kite kite kite

sock sock sock sock

block block block block

make make make make

Top Tip!

Look at this slide as
a PDF to see the
accurate joins.

Science

We have been learning all about healthy eating and exercise.
This week you are going to plan some exercises of your own to do.

Thursday 2nd April

L.O. To design a set of 1 minute exercises

Think of 3 different exercises that you can do in 1 minute.
Give each exercise a name. You can be as imaginative as you like.

For example - The Tin-Can Lift!
How many times can you lift a tin-can
from the floor to your shoulder in 1 minute?



Science

You need to plan out your investigation. Do your exercises and record your results. See below for each year group.

Year 2

Plan your investigation using the sub-titles and copy the chart.

What I am investigating.

My 3 activities.

What I will need.

| Name of exercise. | How many I think I can do in a minute. | How many times I did it in one minute? |
|-------------------|----------------------------------------|----------------------------------------|
| | | |
| | | |
| | | |



Science

Year 3

Plan your investigation using the sub-titles and copy the chart.

What I am investigating.

My 3 activities.

What I will need.

How I predict I will feel after each exercise.



| Name of exercise. | How many I think I can do in a minute. | How many times I did it in one minute? | How I felt after the exercise. |
|-------------------|----------------------------------------|----------------------------------------|--------------------------------|
| | | | |
| | | | |
| | | | |

Challenge Activity

Year 2 – Draw a picture of you doing your favourite exercise and a sentence about why you enjoyed it.

Year 3 – As above but explain how you felt after the exercise and why?





Well done Willow friends.
You have finished all your
school work for this week.



Wishing you
and your
families a
very Happy
Easter.

