


Willow Class

Tuesday 28th April



Mrs Perry





Tuesday 28th April

Today's lessons will be:

1. Spellings
2. English (Comprehension)
3. Maths
4. Handwriting
5. Computing

Good morning
Willow friends!
Here is your work
for today.



Year 2 Spellings

- Choose 6 words from your spelling list below and write a sentence for each to show you understand what it means.
- For example -
- He copied the handwriting as neatly as he could.

cried	crying
copied	copying
happier	happiest
city	table
wrapping	middle



Year 3 Spellings

- Rules for adding -ion or -ian:
 - If it ends in -ic, add -ian e.g. magician
 - If it ends in -d (or -de) change the d (or de) to a s and add -ion e.g. extension.
- Add the suffixes -ion or -ian to the root words below.

Root words

magic	ion
politic	
persuade	
music	ian
explode	
extend	
comprehend	

Write out your spellings carefully.



Year 2 and 3 Reading

Read your school reading book (or your own reading book for free readers) for at least 15 minutes.

Year 2 English

Year 3 next slides...

Answers on
tomorrow's slides.

Tuesday 28th April

LO: To answer questions on a fiction text.

- **TASK 1** Go to this website:
- <https://www.bbc.co.uk/bitesize/articles/zmp2mfr>
- Watch the video of Anita Rani reading the extract.
- Then have a go at Activities 1 and 3 (underneath the video).

- **EXTENSION** Write a paragraph to continue the story.
What might happen next?

Year 3 English

Answers on
tomorrow's slides.

Tuesday 28th April

LO: To answer questions on and practise performing poems.

- **TASK 1** Go to this website:
- <https://www.bbc.co.uk/bitesize/articles/zb2k8xs>
- Watch the videos of Oti Mabuse reading the poems.
- Then have a go at Activities 1, 2 and 3 (underneath the videos).

- **EXTENSION**

Try to write another verse to 'Please Mrs Butler'.

(a child verse and Mrs Butler's reply)

TASK 1:



Did you get them right?
Mark your own answers.

Year 2 Maths

Here are Monday's answers.

Mark your own answers.

$3 \times 2 = \underline{6}$

$2 \times 6 = \underline{12}$

$2 \times 4 = \underline{8}$

$2 \times 7 = \underline{14}$

$2 \times 0 = \underline{0}$

$3 \times 2 = \underline{6}$

$2 \times 12 = \underline{24}$

Time:

$11 \times 2 = \underline{22}$

$2 \times 1 = \underline{2}$

$2 \times 10 = \underline{20}$

$2 \times 3 = \underline{6}$

$2 \times 6 = \underline{12}$

$7 \times 2 = \underline{14}$

$2 \times 4 = \underline{8}$

Time:

$3 \times 5 = \underline{15}$

$5 \times 6 = \underline{30}$

$5 \times 4 = \underline{20}$

$5 \times 7 = \underline{35}$

$5 \times 0 = \underline{0}$

$5 \times 2 = \underline{10}$

$5 \times 12 = \underline{60}$

Time:

$11 \times 5 = \underline{55}$

$5 \times 1 = \underline{5}$

$5 \times 10 = \underline{50}$

$5 \times 3 = \underline{15}$

$5 \times 6 = \underline{30}$

$7 \times 5 = \underline{35}$

$5 \times 4 = \underline{20}$

Time:

$\underline{0} = 5 \times 0$

$\underline{35} = 7 \times 5$

$\underline{40} = 8 \times 5$

$\underline{45} = 5 \times 9$

$\underline{30} = 6 \times 5$

$\underline{25} = 5 \times 5$

$\underline{15} = 5 \times 3$

Time:

TASK 2 answers on next page...

Year 2 Maths

Answers will be on tomorrow's slides.

Questions on the next slide....

28/04/20

LO: To recall the 2x, 5x and 10x tables.

Today we will be practising our 10x table and recapping on the 2x and 5x table too.


STARTER TASK: Practise counting aloud counting up in 10s until you reach 120.



It might help to write out counting up in 10s
e.g. 0, 10, 20,
30, 40...



TASKS on next slides...



Write out
counting up in
2s, 5s and 10s
e.g. 0, 2, 4,
6, 8...

Year 2 Maths

Answers will be on
tomorrow's slides.

TASK 1: Write out the question and
complete the times table questions.

$3 \times 10 = \underline{\quad}$

$10 \times 6 = \underline{\quad}$

$10 \times 4 = \underline{\quad}$

$10 \times 7 = \underline{\quad}$

$10 \times 0 = \underline{\quad}$

$10 \times 2 = \underline{\quad}$

$12 \times 10 = \underline{\quad}$

Time:

$11 \times 10 = \underline{\quad}$

$10 \times 1 = \underline{\quad}$

$10 \times 10 = \underline{\quad}$

$10 \times 3 = \underline{\quad}$

$10 \times 6 = \underline{\quad}$

$7 \times 10 = \underline{\quad}$

$10 \times 4 = \underline{\quad}$

Time:

TASK 2:
Now try a
mix of 2,
5, and 10
times table
questions.

$3 \times 2 = \underline{\quad}$

$5 \times 6 = \underline{\quad}$

$10 \times 4 = \underline{\quad}$

$5 \times 10 = \underline{\quad}$

$2 \times 0 = \underline{\quad}$

$5 \times 3 = \underline{\quad}$

$2 \times 12 = \underline{\quad}$

$12 \times 5 = \underline{\quad}$

$10 \times 12 = \underline{\quad}$

$2 \times 5 = \underline{\quad}$

$1 \times 10 = \underline{\quad}$

$2 \times 9 = \underline{\quad}$

$2 \times 7 = \underline{\quad}$

$5 \times 5 = \underline{\quad}$

$3 \times 10 = \underline{\quad}$

$2 \times 8 = \underline{\quad}$

$5 \times 9 = \underline{\quad}$

$11 \times 10 = \underline{\quad}$

$2 \times 7 = \underline{\quad}$

$8 \times 10 = \underline{\quad}$



Year 2 Maths



TASK 3: Log on to Times Tables Rockstars. Hopefully you manage to do so yesterday.

Have a try at practising your 10x table (and 2 and 5x table if you are feeling confident). See how quickly you can answer the questions!



You will get quicker and more accurate the more you practise! Don't worry if you're slow to begin with!



Year 3 Maths

Work on a separate
powerpoint from
Dr Baker.

Year 2 and 3 Handwriting

- Complete 2 lines of each word. Remember to join!

here

recent

hear

guide

poorly

fruit

climbing

forward

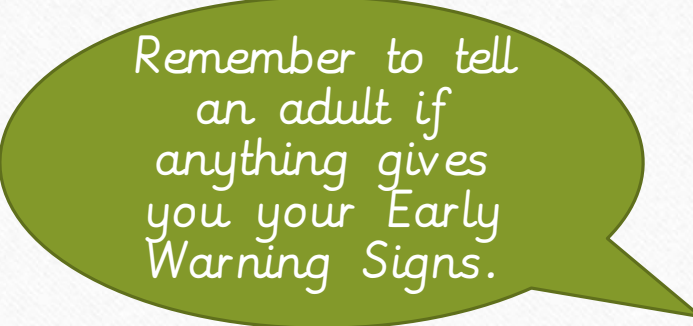
Remember tall
ascenders going up
and long
descenders under
the line.





BE SAFE ON THE
INTERNET

Computing



Remember to tell
an adult if
anything gives
you your Early
Warning Signs.



LO: To know how to stay safe online.

- It is very important we remind ourselves how to stay safe online – particularly when you may be spending more time online at the moment. Watch the videos to remind yourself about how to keep yourself safe.

- Ask an adult to help you find the videos on this website:

<https://www.thinkuknow.co.uk/parents/jessie-and-friends-videos/>

- Year 3 may want to look at these videos:

https://www.thinkuknow.co.uk/8_10/watch/

Tasks on next
slide...





Computing

I would love to see your pictures, posters or leaflets on our school Facebook page.



Year 1 Task: Draw a picture or make a poster about how to stay safe online.

Year 2 Task: Write a list of the most important rules for staying safe online. Decorate your rules!

Year 3 Task: Make a poster or leaflet explaining to people how to stay safe and look after yourself online.





Bournebrook

Church of England Primary School

If you feel unsafe at home or are worried that a friend is not safe, call Mrs Patchett on 07787261064.

Remember to talk to someone on your Network Hand if you are worried about something.



If nobody is listening to your worries or there is nobody to talk to, call Childline on 0800 1111

Adults at Childline are used to talking to children with worries and can help you.



Well done Willow friends.
You have finished all your
school work for today.



See you
tomorrow!