

Willow Class

Wednesday 29th April



Mrs Perry





Wednesday 29th April

Today's lessons will be:

1. Spellings
2. English
3. Maths
4. Handwriting
5. RE

Good morning
Willow friends!
Here is your work
for today.



Year 2 Spellings

Can you add 'ing' to these words,
then put them in a sentence?

e.g. walk – I am walking to the shops.

stick	pick	pour
sing	play	say

Think of another 3 words that you can add 'ing' to and put them into a sentence.

Year 3 Spellings

- Write a sentence for each word to show you understand what it means.
- For example – The politician gave a speech in parliament.

magician

comprehension

politician

extension

physician

explosion

musician

mission



Write out your spellings carefully.



Year 2 and 3 Reading

Read your school reading book (or your own reading book for free readers) for at least 15 minutes.

TASK 1

Year 2 English

Here are Tuesday's answers.

Give yourself a tick if you wrote the correct answers.

1. What does Daisy think being grounded means? *You have to stay on the ground.*
2. Where were Daisy's trainers? *On the ground in the hallway.*
3. According to the text, who is Gabby? *Daisy's secret sister.*
4. What did they dig last Saturday? *A mud trap.*
5. What is the cat called? *Tiptoes*
6. Did the cat do what Daisy wanted it to? *No, he stayed on the wall and wouldn't come down.*
7. Which animal does Gabby think they should have magicked the cat into? *Into a lion.*
8. What two things are Gabby and Daisy going to try next? *Making a better spell and a bigger trap.*

How did you get on?



TASK 1

Year 3 English

Did you get them right?



Here are Tuesday's answers.

Give yourself a tick if you wrote the correct answers.

1. What is the name of the teacher? Mrs Butler
2. What is the first thing Derek Drew does wrong? Keeps copying their work.
3. Where does the teacher say the narrator should take their books? On the roof
4. What three things does the teacher say the narrator should do with the rubber? Keep it in their hand, hand it up their vest or swallow it.
5. What is the final complaint the narrator has about Derek Drew? He keeps calling them rude names.
6. What does the teacher call the narrator in the last verse? My flower

Year 2 and 3 English

Wednesday 29th April

LO: To retell a story from a different point of view.

TASK ONE Watch this video clip of the story of 'Mrs Armitage Queen of the Road' by Quentin Blake. Listen carefully to the story.

<https://www.youtube.com/watch?v=hC8ZhjFl--U>

TASK TWO Write the story in your own words from the point of view of Breakspear the dog.

- How would he see the events?
- What would he be thinking?
- Do you think that he'd agree with Mrs Armitage?





Year 2 and 3 English



Wednesday 29th April

LO: To retell a story from a different point of view.

Success Criteria:

Y2

- Include the key events of the story
- Accurate punctuation
- First person (I, me, my, we etc)
- Expanded noun phrases e.g. *a broken, crushed bumper*
- Use the conjunctions: *because, so, when*

Y3

- Include the key events of the story
- First person (I, me, my, we etc)
- Use paragraphs
- Show how Breakspear the dog is feeling
- Use some adverbs (-ly)

Extension:

Write a thought bubble showing how Mrs Armitage felt on the last page.



Did you get them right?
Mark your own answers.

Year 2 Maths

Here are Tuesday's answers.

$3 \times 10 = \underline{30}$

$10 \times 6 = \underline{60}$

$10 \times 4 = \underline{40}$

$10 \times 7 = \underline{70}$

$10 \times 0 = \underline{0}$

$10 \times 2 = \underline{0}$

$12 \times 10 = \underline{120}$

Time:

$11 \times 10 = \underline{110}$

$10 \times 1 = \underline{10}$

$10 \times 10 = \underline{100}$

$10 \times 3 = \underline{30}$

$10 \times 6 = \underline{60}$

$7 \times 10 = \underline{70}$

$10 \times 4 = \underline{40}$

Time:

$3 \times 2 = \underline{6}$

$5 \times 6 = \underline{30}$

$10 \times 4 = \underline{40}$

$5 \times 10 = \underline{50}$

$2 \times 0 = \underline{0}$

$5 \times 3 = \underline{15}$

$2 \times 12 = \underline{24}$

$12 \times 5 = \underline{60}$

$10 \times 12 = \underline{120}$

$2 \times 5 = \underline{0}$

$1 \times 10 = \underline{10}$

$2 \times 9 = \underline{18}$

$2 \times 7 = \underline{14}$

$5 \times 5 = \underline{25}$

$3 \times 10 = \underline{30}$

$2 \times 8 = \underline{16}$

$5 \times 9 = \underline{45}$

$11 \times 10 = \underline{110}$

$2 \times 7 = \underline{14}$

$8 \times 10 = \underline{80}$



It might help to write out your times tables.

Year 2 Maths

Questions on the next slide....

29/04/20

LO: To know division facts for the 2x, 5x and 10x tables.

Today we will be looking at division facts for the 2x, 5x and 10x tables.

For example $20 \div 5 =$

Another way of saying this is: how many 5s are in 20?

To work this out you can count in 5s until you reach 20.

e.g. 5, 10, 15, 20

We counted up 4 times so the answer is 4.

$$20 \div 5 = 4$$

$16 \div 2 =$ (How many 2s in 16?)

2, 4, 6, 8, 10, 12, 14, 16

We counted up 8 times so... $16 \div 2 = 8$



TASKS on next slides...

Count up in 2s,
5s or 10s until
you get to the
first number.



Year 2 Maths

Answers will be on
tomorrow's slides.

TASK 1:

Write out the
question and
complete the
division facts
questions.



$10 \div 2 = \underline{\quad}$

$12 \div 2 = \underline{\quad}$

$2 \div 2 = \underline{\quad}$

$6 \div 2 = \underline{\quad}$

$24 \div 2 = \underline{\quad}$

$4 \div 2 = \underline{\quad}$

$8 \div 2 = \underline{\quad}$

Time:

$10 \div 10 = \underline{\quad}$

$50 \div 10 = \underline{\quad}$

$90 \div 10 = \underline{\quad}$

$20 \div 10 = \underline{\quad}$

$60 \div 10 = \underline{\quad}$

$30 \div 10 = \underline{\quad}$

$120 \div 10 = \underline{\quad}$

Time:

$5 \div 5 = \underline{\quad}$

$50 \div 5 = \underline{\quad}$

$25 \div 5 = \underline{\quad}$


$15 \div 5 = \underline{\quad}$

$60 \div 5 = \underline{\quad}$

$55 \div 5 = \underline{\quad}$

$20 \div 5 = \underline{\quad}$

Time:



Year 2 Maths



EXTENSION: Can you explain what happens when you divide numbers by 10?

e.g. $70 \div 10 = 7$

$110 \div 10 = 11$

Why do you think this is?
Does it work for all numbers?

Can you explain using mathematical words?



Year 3 Maths

Work on a separate
powerpoint from
Dr Baker.

Year 2 and 3 Handwriting

- Complete 2 lines of each word. Remember to join!

clothes

though

children

notice

everyone

quarter

behind

length

Remember tall
ascenders going up
and long
descenders under
the line.





RE

Tasks for each
year group on
the next slides....

LO: To find out about Muslim beliefs through stories.

We will be finding out more about religion of Islam and what Muslims believe.

ACTIVITY: Watch this video to find out about who Muslims are and what they believe.

<https://www.bbc.co.uk/bitesize/clips/z9tqb82>



There is some information about the Islam religion and two stories about how Muslims believe all Allah's (God's) creatures should be treated.





TASKS


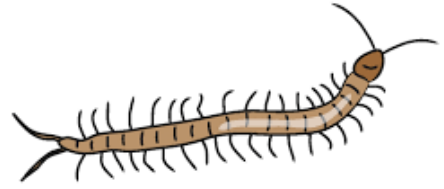
RE

Muslims believe you should never draw Allah (God) or the Prophet Muhammed.



LO: To find out about some Muslim beliefs through stories.

- Year 1 - Draw some pictures and label them to show how we can look after all of God's creatures.
- Year 2 and 3 - Think of some ideas for how we can look after all of God's creatures in our everyday lives. Write your ideas down in sentences and add illustrations (drawings) if you wish.
- Extension - Make a bug hotel to help look after some of God's smallest creatures!





Bournebrook

Church of England Primary School

If you feel unsafe at home or are worried that a friend is not safe, call Mrs Patchett on 07787261064.

Remember to talk to someone on your Network Hand if you are worried about something.



If nobody is listening to your worries or there is nobody to talk to, call Childline on 0800 1111

Adults at Childline are used to talking to children with worries and can help you.



Well done Willow friends.
You have finished all your
school work for today.



See you
tomorrow!