


# Elm Class

Friday 22nd May



Miss Davies





Friday 22nd May

Today's lessons will be:

1. Phonics or Spellings
2. English
3. Maths
4. PE

Hello Elm friends! Well done for keeping up with your home learning so far. I know it has been strange to be doing your school work at home but I know you have tried your best. Well done and I am so proud of all of you! Let's finish this work and then you can enjoy your half term break.



# Year 1 Phonics



eat



peas

- Today's phonics is being taught by Josh from Letters and Sounds (on YouTube).
- It is important that you hear other people say the sounds so that you know how to pronounce them correctly.
- Adults - The clip is 30 minutes long (which is the usual length of our phonics lessons). If your child needs a break you can stop half way through then carry on.
- **CLICK LINK:**  
<https://www.youtube.com/watch?v=bLr4TXq58jw>



leaves

Listen carefully and join in!



beach

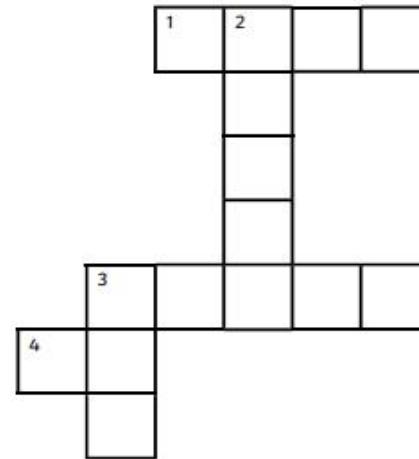


# Year 2 LO: Spellings.



Decide which common exception word you will need to complete the crossword and copy the sentences into your book.

again money half Mr Mrs



## Across

1. Mum cut the sandwich in \_\_\_\_\_ so we could share it.
3. Dad gave us some \_\_\_\_\_ to buy some fruit.
4. My best friend's dad is called \_\_\_\_\_ Smith.

## Down

2. Can I come round to your house \_\_\_\_\_?
3. After my teacher got married her name changed to \_\_\_\_\_ Jones.



Read a book and discuss the story with someone at home.

Year 1 practise over half term.  
Reading and spelling these tricky words.

Make it fun! Write them  
with chalk, flour, sand,  
mud, paint, soap..

the

they

one

a

be

once

do

he

ask

to

me

friend

today

she

school

of

we

put

said

no

push

says

go

pull

are

so

full

were

by

house

was

my

our

is

here

his

there

has

where

I

love

you

come

your

some



Year 2 practise spelling these tricky words  
over half term.

after	child	every	half	move	plant	whole
again	children	everybody	hold	Mr	poor	who
any	Christmas	eye	hour	Mrs	pretty	wild
bath	class	fast	improve	old	prove	would
beautiful	climb	father	kind	only	should	
because	clothes	find	last	parents	steak	
behind	could	floor	many	pass	sugar	
both	cold	gold	mind	past	sure	
break	door	grass	money	path	told	
busy	even	great	most	people	water	


Make it fun!  
Write them  
with chalk,  
flour, sand,  
mud, paint,  
soap..



LINK TO BOOK:

<https://www.youtube.com/watch?v=FtvjA7lrW84>

# Year 1 English



Friday 22nd May

LO: Write a story.

**TASK:** Using yesterday's robot, write your own story about your robot using Robot Rumpus. Use my notes and example to help you. **Notes:**

1. Grown up gave me a robot.
2. They went out and the robot started doing different jobs. Things went wrong.
3. I hid in my bedroom until the robot stopped and my grown up came home.

My example: One day I was at home and my mum showed me a big box. Inside the box was a robot. The robot was called \_\_\_\_\_. It had \_\_\_\_\_ and \_\_\_\_\_. It was **blue and green**. Its job was to **do all of the washing up**. My mum went to the garden and told me to turn the robot on. When I turned the robot on instead of washing up the dishes it decided to soak the whole house! Then \_\_\_\_\_

Don't forget full stops, capital letters and finger spaces!



Adults - if your child is finding it tricky to write this story straight into their book you can draw the storyboard template for them. This can structure their story for them but still allow them to write their own sentences independently (**see next slide**).

# Year 1 English

Optional storyboard template

Drawing

Sentences about what is happening in the picture.

1.)	2.)	3.)
Adult gives me the box with robot inside...	I open the box...	Adult goes out. I turn the robot on...
4.)	5.)	6.)
The robot does wrong job...	I hide in my bedroom from robot...	Adult comes home. Robot stops...

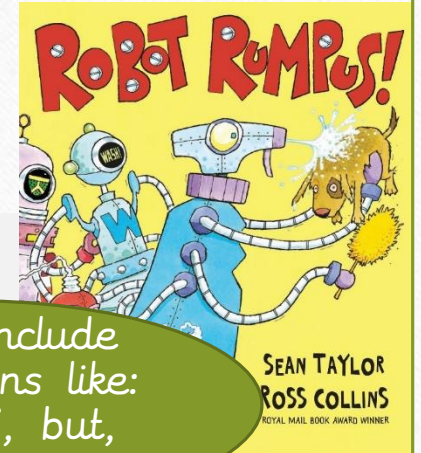
We have used this storyboard to help us in Elm class before.



LINK TO BOOK:

<https://www.youtube.com/watch?v=FtvjA7lrW84>

# Year 2 English



Friday 22nd May

LO: To write my own story.

**TASK:** Using your plan from yesterday write your story.

- Remember this story has a beginning, middle and an end. Do not rush any part of the story. Each part of the story must have more than 3 sentences.

My example story starter...

One day I was at home and my mum showed me a gigantic box. Inside the gigantic box was a fantastic ROBOT. The robot was called \_\_\_\_\_. It had \_\_\_\_\_ and \_\_\_\_\_. Its job was to do all of the washing up. My mum went to the garden to do some weeding and told me to do the washing up. Instead I decided to turn the robot on. When I turned it on instead of washing up the dishes it decided to soak the whole house! Then \_\_\_\_\_

Try to include conjunctions like: when, if, but, that, because...










# Year 1 Maths

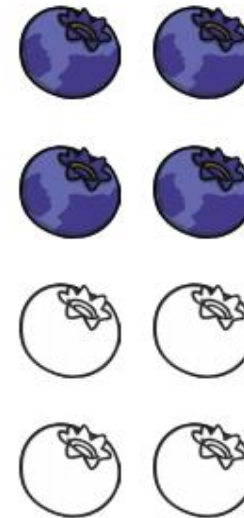



Answers from *yesterday's work*. Mark your own.



Half of 2 is 1      Half of 4 is 2



Half of 6 is 3



Half of 12 is 6.      Half of 10 is 5.      Half of 8 is 4.



# Year 1 Maths

Answers from *yesterday's work*.  
Mark your own.

Find half of the amounts and complete the stem sentences.



There are 6 beads.


Half of 6 is 3



There are 10 marbles.

Half of 10 is 5

Find half of the sheep.



There are 10 sheep.

Half of 10 is 5

## Challenge work...

What would be ...

- Half of 20? = 10
- Half of 16? = 8
- Half of 18? = 9
- Half of 14? = 7

# Year 1 Maths

22.5.20

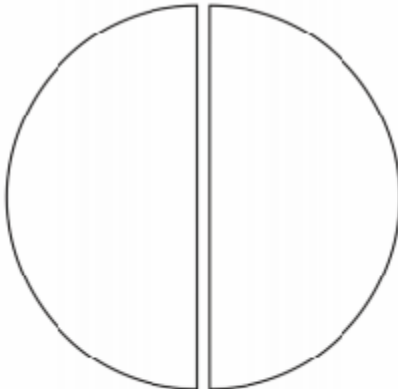

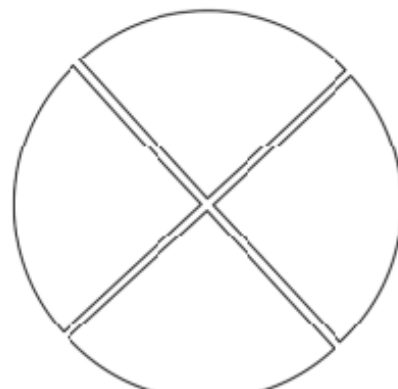
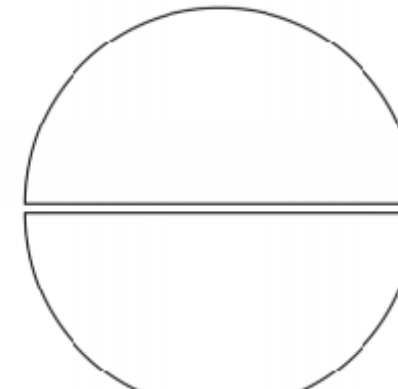
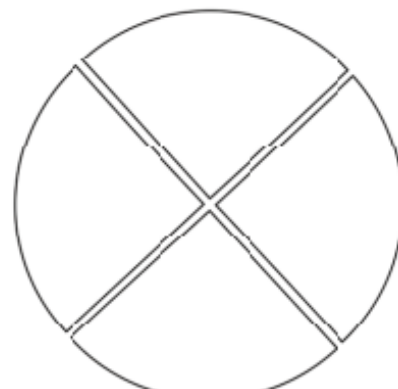
LO: Fractions.

TASK 1: Read and colour the fractions.

Ask someone at home to draw the circle for you in your book.

Then have a go by yourself reading the words and shading in the fractions.

More fractions work on next slides...

		
<b>one half</b>	<b>whole</b>	
		
<b>one quarter</b>	<b>one half</b>	<b>three quarters</b>

Maths vocabulary:

- whole
- half
- quarter


# Year 1 Maths

Maths vocabulary:

- whole
- half
- quarter

Discuss with someone at home

Sometimes you might see fractions written like this...



$$\frac{1}{2}$$


This fraction says 1 half.

The top number (Numerator) tells you how many fractions have been eaten.

The bottom number (Denominator) tells you how many pieces it has been cut into.

WATCH BBC video clip:  
<https://www.bbc.co.uk/bitesize/topics/z3rbg82/articles/zt7nfrd>

TASK 2 on next slide...



$$\frac{1}{4}$$

Have a look at this fraction. What do you think it says?



# Year 1 Maths

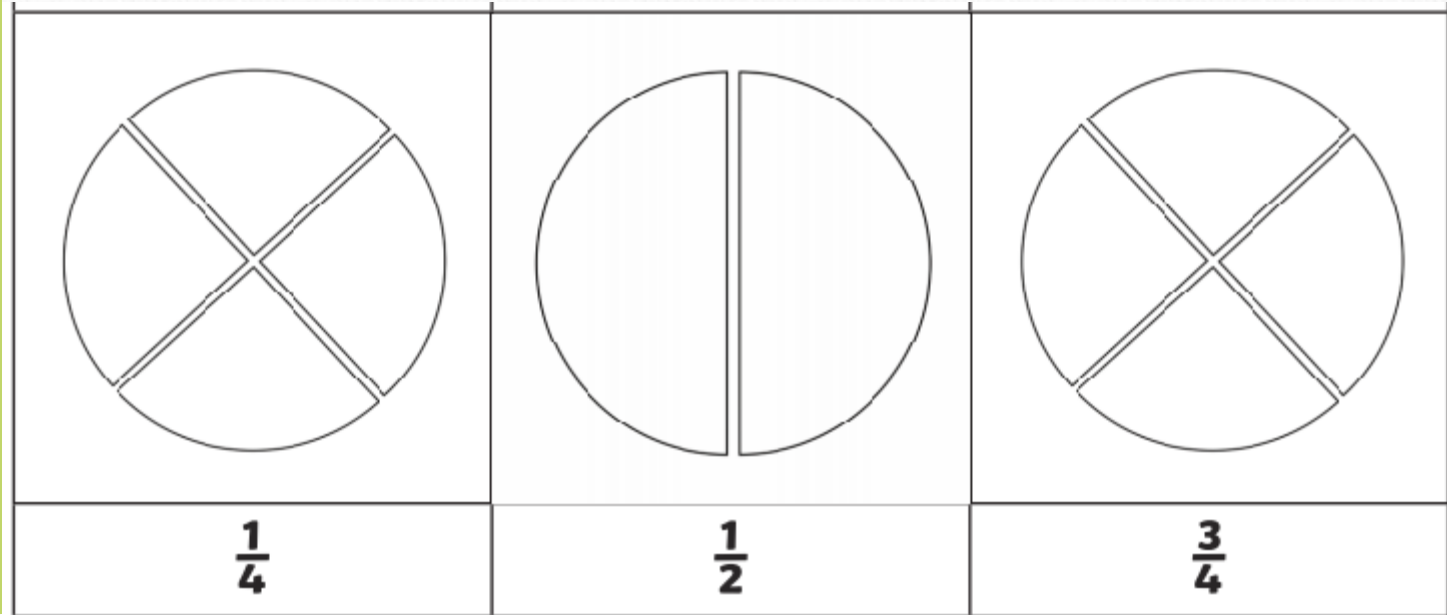
22.5.20

LO: Fractions.

TASK 2: Read and colour the fractions.

Ask someone at home to draw the circle for you in your book.

Using the learning on the previous slide, have a go by yourself shading in the fractions.





# Year 2 Maths

Answers from *yesterday's work*. Mark your own.

My shape has 3 sides and 1 line of symmetry.



Triangle

My shape has 5 vertices.



Pentagon

My shape has 4 sides of equal length.



Square

My shape has 0 vertices and 1 line of vertical symmetry.



Circle

My shape has 4 sides. They aren't equal lengths.



Rectangle

My shape has 6 equal sides.



Hexagon

What 3D shape are the children thinking of?.

My shape has 0 vertices and 3 faces.



cylinder

My shape has 0 vertices and 1 face.



sphere

My shape has 12 edges and 8 vertices.



cube/ cuboid

My shape has 8 edges and 5 faces.



pyramid

My shape has 12 edges and 6 faces.




cube/ cuboid

My shape has 5 faces, 6 vertices and 9 edges.



prism



# Year 2 Maths

The answer slide is after the challenge activity.

The challenge activity is on the next slide...

22/5/20

LO: Mental Arithmetic

Remember you can do working out in your book to help you.  
Do as many as you can.

1.)  $7+8+7=$

2.)  $75+15=$

3.)  $40-12=$

4.)  $8 \times 2=$

5.)  $10 \times 10=$

6.) \_\_\_\_\_  $=64-9$

7.) \_\_\_\_\_  $=52-25$

8.)  $63-14=$

9.)  $5 \times 9=$

10.) \_\_\_\_\_  $=49+37$

11.) Double 46 =

12.)  $45+39=$

13.)  $45 \div 5=$

14.)  $35 \div 5=$

15.)  $80 \div 10=$

## Challenge Activity Year 2 Maths

If 10 is the answer, what might the question be?

For example -




I had 5 sweets but my friend gave me 5 more.  
How many sweets do I have now?

$$5+5=10$$

So the answer would be 10.

Write your own worded questions which will have an answer of 10

Try to think of questions that might use addition, subtraction, multiplication or division sums.





# Year 2 Maths

Here are the answers for the work you have done today. How did you do?



Answers from **today's work**. Mark your own.

1.)  $7+8+7=22$

2.)  $75+15=90$

3.)  $40-12=28$

4.)  $8 \times 2=16$

5.)  $10 \times 10=100$

6.)  $55=64-9$

7.)  $27=52-25$

8.)  $63-14=49$

9.)  $5 \times 9=45$

10.)  $86=49+37$

11.) Double  $46=92$

12.)  $45+39=84$

13.)  $45 \div 5=9$

14.)  $35 \div 5=7$

15.)  $80 \div 10=8$



# PE

I'd love to see your dance moves on our school's Facebook page.



Even if you have to stay indoors more than usual it is still really important to stay fit and healthy.

Choose a link below for this week's PE lesson with Just Dance.

FOOTLOOSE LINK:

<https://www.youtube.com/watch?v=UIdWodUzmkg>



DESCPICABLE ME LINK:

[https://www.youtube.com/watch?v=Jf\\_dEcgeJWo](https://www.youtube.com/watch?v=Jf_dEcgeJWo)



Challenge - make your own Just Dance workout. Teach it to someone at home.



Stay  
safe

Message to helpers at home: Thank you for helping your child with their home learning. I know it can be tough and I know we are all having our 'good and bad days' but I am sure you are doing a great job. Thank you from Miss Davies.




# Bournebrook

Church of England Primary School

If you feel unsafe at home or are worried that a friend is not safe, call Mrs Patchett on 07787261064.

Remember to talk to someone on your Network Hand if you are worried about something.



To all our Bournebrook families stay safe and your half term break.



If nobody is listening to your worries or there is nobody to talk to, call Childline on 0800 1111

Adults at Childline are used to talking to children with worries and can help you.