

# Elm Class

Monday 18th May



Miss Davies







# Monday 18th May

Today's lessons will be:

1. Phonics or Spellings
2. English
3. Maths
4. Art

Hello! Miss Davies here. Hope you had a lovely weekend.



# Year 1 Phonics

- Phonics booklet.
- Look at today's piece of code 'ai' (page 44).
- **TASK 1** - Complete today's page. Really focus on your letter formation and the saying the sound correctly.
- **TASK 2** - Write a list of ai words. Can you think of anymore?

## ai words



claim

snail



hail



paid



rain



train

drain



wait



daisy

mail



# Year 2 LO: Spellings.



- Practise reading and learning to spell these words.
- You could ask an adult to test you.

word	work
worm	world
worth	worst
dropped	always
others	watching

Look, cover,  
write and check.



Finished? Read a book for at least 10 minutes.





The date tells you the month we are in now.

# Year 1 English

Monday 18th May

LO: Months of the year.



- **TASK 1:** Practise writing the months of the year. Must include: clear capital letters.
- **TASK 2:** Write at least 4 sentences including the months of the year. Must include: full stops and capital letters (for months and the start of sentences).

**SUGGESTION** – To practise your listening skills ask an adult to read out some sentences to you and write them into your book.

Example...

Next month it will be **J**une.

My birthday is in **S**eptember.

What month is your birthday?



Helpful song to remember your Months of the Year:  
<https://www.youtube.com/watch?v=Fe9bnYRzFvk&vl=en>



# Year 2 English

Monday 18th May

LO: To use commas in a list.

Remember you don't need a comma between the last two items in the list.



- We use commas to separate items in a list so that we can clearly see what items there are.
- Commas matter:
  - Mum liked an apple and sandwich and drink for lunch. <- TOO MANY 'ANDS'
  - Or: Mum liked an apple, sandwich and drink for lunch.
- We use a commas after each item in the list except the last two when we use 'and'.

TASK 1: Watch video link and complete activity below video:  
<https://www.bbc.co.uk/bitesize/topics/z8x6cj6/articles/zxvcrdm>

More tasks on next slide...

# Year 2 English

Remember your capital letters and full stops as well!



**TASK 2** Write out the sentences taking out the extra ands and using commas instead.

1. Alex bought an apple and two bananas and some sugar and a pineapple.
2. In the cupboard was some bread and some butter and a bone and a can of dog food.
3. Lucas had two marbles and a piece of string and a stone in his pocket.
4. At the circus Josh saw a clown and a lion and a juggler and a lot of other things.
5. Jane had forgotten the washing powder and the peanuts and the yoghurts.
6. Zebras and tigers and monkeys and penguins and elephants live at the zoo.

**TASK 3** Write out your own sentences using commas in a list.

The short date tells you the month we are in now. 5 because we are in the fifth month = May.

Adults please can you encourage your child to use this language at home.

# Year 1 Maths

18.5.20

LO: Ordering events.

Which times of the day do these events usually happen?

With help, draw the grid in your book and sort the sentences into morning, afternoon or evening.



Maths language:

- before
- after
- next
- first
- today
- yesterday
- tomorrow
- morning
- afternoon
- evening

morning	afternoon	evening

I brush my teeth.

I eat my lunch.

I eat my breakfast.

I get dressed.

I go to sleep.

I read a bedtime story.

I have a bath.

I brush my hair.

I eat my dinner.

Answers on tomorrow's slides.

Finished? Write a sentence for what you usually do in the morning, afternoon and evening.





# Year 2 Maths

Remember  
we can learn  
from our  
mistakes.

Answers from *Friday's work*. Mark your own.

1.)  $6+3+7=16$

2.)  $30+60=90$

3.)  $20-13=7$

4.)  $11 \times 5=55$

5.)  $10 \times 10=100$

6.)  $56=63-7$

7.)  $58=82-24$

8.)  $33+18=51$

9.)  $2 \times 11=22$

10.)  $85=37+48$

11.) Double  $47=94$

12.)  $36+47=83$

13.)  $90-25=65$

14.)  $12 \div 2=6$

15.)  $25 \div 5=5$





# Year 2 Maths

18/05/20

LO: To find a quarter.


Answers will be on tomorrow's slides.

Questions on the next slide....

Today we are going to be working out  $\frac{1}{4}$  of a number.

This is when we share a number or something else into four equal parts.

e.g.  $\frac{1}{4}$  of 8



You can use items at home to help you share out the number e.g. Lego blocks, buttons etc

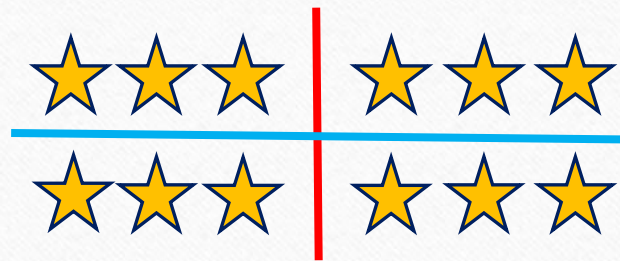
Or another way to find a quarter is to halve a number, then halve it again.

e.g.  $\frac{1}{4}$  of 12

Half of 12 = 6

Half of 6 = 3

So  $\frac{1}{4}$  of 12 = 3



Optional video clip on fractions:

<https://www.bbc.co.uk/bitesize/topics/z3rbg82/articles/zq2yfrd>



# Year 2 Maths

18/05/20

LO: To  
find a  
quarter.

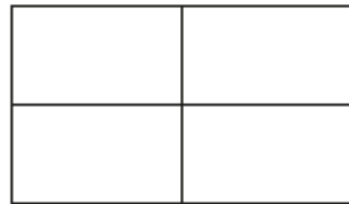
Answers will  
be on  
tomorrow's  
slides.

## Find a quarter

1 Here are 8 counters.



a) Share the counters equally into 4 groups.



b) Complete the sentences.

counters are shared equally

between  groups.

There are  counters in each group.

c) What is  $\frac{1}{4}$  of 8?

How did you work this out?

2 There are 12 pencils.




a) Share them equally between 4 pencil pots.



b) What is  $\frac{1}{4}$  of 12?

3 Tom and Dora are walking along a path. By midday Dora has walked halfway. Tom has walked a quarter of the way.



- a) Draw an arrow to show where Dora is.  
b) Draw an arrow to show where Tom is.



# Year 2 Maths

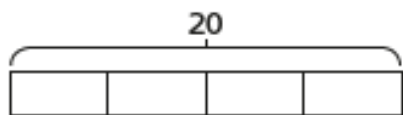
18/05/20

LO: To  
find a  
quarter.

Answers will  
be on  
tomorrow's  
slides.

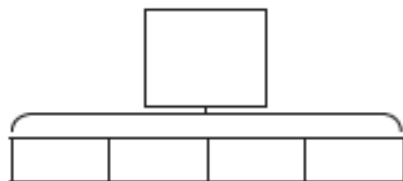
- 4 Use the bar models to help you work out a quarter.

a) Work out  $\frac{1}{4}$  of 20




$$\frac{1}{4} \text{ of } 20 = \square$$

b) Work out  $\frac{1}{4}$  of 16



$$\frac{1}{4} \text{ of } 16 = \square$$

- 5 Show that  $\frac{1}{4}$  of 24 is 6



6



I can find a quarter by halving a number and halving again.

Use this method to find  $\frac{1}{4}$  of 12



$$\frac{1}{4} \text{ of } 12 = \square$$

- 7 Complete the table.

Number	$\frac{1}{2}$ of Number	$\frac{1}{4}$ of Number
8		
20		
24		

- 8  $\frac{1}{4}$  of a number is 7

What is the number?



The number is

# Year 2 Maths

18/05/20

LO: To find a quarter.

Extension:

Work out three quarters.

What is:

1.  $\frac{3}{4}$  of 12?
2.  $\frac{3}{4}$  of 20?
3.  $\frac{3}{4}$  of 28?
4.  $\frac{3}{4}$  of 16?

Answers will be  
on tomorrow's  
slides.


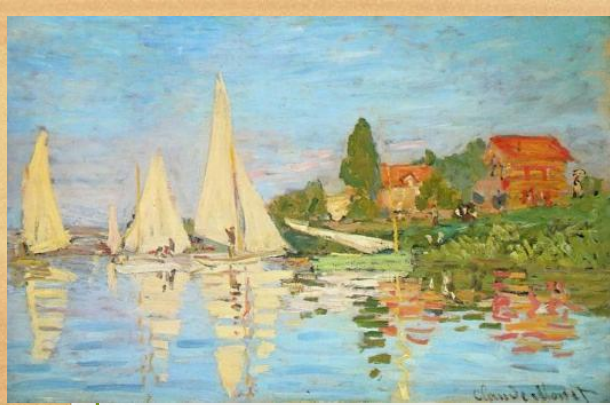
Work out  $\frac{1}{4}$  and then add three of  
the quarters together.

e.g.  $\frac{1}{4}$  of 8 is 2

$$2 + 2 + 2 = 6$$







# Art



## LO: Explore the work of Claude Monet.

- Who was Claude Monet?
  - Claude Monet was a French painter who was one of the greatest painters of the impressionist times. He liked to paint using the outdoors as his inspiration.
- Have a look at Claude Monet's paintings on the **next slides...**

**TASKS:** The link below explores Monet's paintings through a story. The video also includes 3 great activities you can try at home. **Adults** - you may want to look at the activities beforehand.

Ms George is reading *Katie and the Waterlily Pond* by James Mayhew.

**LINK:** <https://www.youtube.com/watch?v=PaZnpUxwEow>

For the activities you will need: plain paper, crayons, water in a tray (be careful), and optional equipment such as paints, felt tips, objects found in the garden.

I'd love to see your art work on our school's Facebook page.







The bridge is one of Monet's most famous paintings.







What colours can you see?








# Bournebrook

*Church of England Primary School*

If you feel unsafe at home or are worried that a friend is not safe, call Mrs Patchett on 07787261064.

Remember to talk to someone on your Network Hand if you are worried about something.



Stay safe  
Elm friends.



If nobody is listening to your worries or there is nobody to talk to, call Childline on 0800 1111

Adults at Childline are used to talking to children with worries and can help you.