

Elm Class

Wednesday 20th May



Miss Davies





Wednesday 20th May

Today's lessons will be:

1. Phonics or Spellings
2. English
3. Maths
4. RE

Good Morning Elm friends. Let's see what super learning you've got today...



Year 1 Phonics

- Phonics booklet.
- Look at today's piece of code 'igh' (page 46) sound pronounced 'i'.
- **TASK 1** - Complete today's page. Really focus on your letter formation and the saying the sound correctly.
- **TASK 2** - Write a list of igh words. Can you think of anymore?



Finished? Read a book for at least 10 minutes.



Year 2 LO: Spellings.

Choose a word to complete these sentences.
Copy the completed sentences into your book.

word worms worst world work

- 1.) When he fell and broke his phone it felt like the _____ day ever!
- 2.) She had lots of _____ to do so she got up very early to complete it.
- 3.) The _____ is full of _____ that are sliding carefully through the soil.
- 4.) The children had to use a dictionary to help them to find the meaning of a _____.



Year 1 English

Wednesday 20th May

Year 1 - LO: Write sentences.


Year 2 - LO: Character description.

- Look closely at the first page from this week's book.
(next slide...)
Choose one of the robots.

1. Copy the picture in your book and label it.
2. Write sentences describing them. What do they look like? What do you think their job is?

Year 2 - must include: expanded noun phrases.
Example... the tall, strong robot

Remember your
full stops and
capital letters.




COOK-BOT
MODEL NO: 15642



DRESS-BOT
MODEL NO: 15731



CLEAN-BOT
MODEL NO: 12967



WASH-BOT
MODEL NO: 13986



DRY-BOT
MODEL NO: 13278



BOOK-BOT
MODEL NO: 7372



TEETH-BOT
MODEL NO: 12087

NOW WITH FLOSSING!



20.5.20

Year 1 Maths

Do you remember when we cut pancakes into halves and quarters?

LO: Finding halves and quarters.

Useful BBC video clip: <https://www.bbc.co.uk/bitesize/topics/z3rbg82/articles/zq2yfrd>

- When an object has not been cut - this means there is 1 whole piece.
- When an object is cut into half - this means it is cut into 2 equal pieces.
FACT 1: 2 halves make up 1 whole.
- When an object is cut into quarters - this means it is cut in 4 equal pieces.
FACT 2: 4 quarters make up 1 whole.

1 whole



2 halves




4 quarters



THINK ABOUT IT...
How many quarters
make up 1 half?





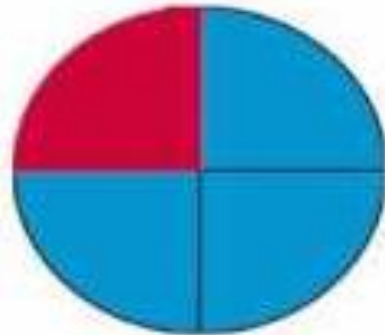
Year 1 Maths

Maths vocabulary:

- whole
- half
- quarter

Have a look at these pictures.

TASK 1: discuss are they 1 whole, 2 halves or 4 quarters?



This is one part of two



equal sized parts



TASK 2: Find objects around your home to cut into equal halves and quarters. Have a go at drawing them in your book - use a ruler and make sure the fractions are equal.

Year 2 Maths

Here are
Tuesday's
answers.

Mark your
own
answers.

How did
you get
on?



Find a third

- 1 3 children are sharing a bar of chocolate.

The chocolate is split
into 6 equal parts.



- a) Draw lines to share the chocolate equally.
b) Complete the sentences.

The whole chocolate bar is split into

6

Each child gets

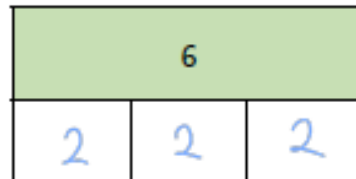
2

parts each.

$\frac{1}{3}$ of 6 =

2


- c) Complete the bar model and number sentence.



$\frac{1}{3}$ of 6 =

2

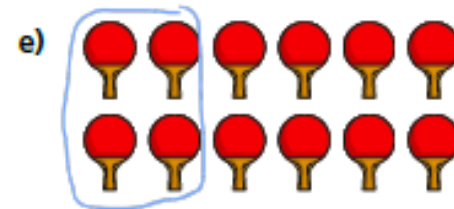
- 2 Circle $\frac{1}{3}$ of each group of items.



$$\frac{1}{3} \text{ of } 6 = 2$$



$$\frac{1}{3} \text{ of } 9 = 3$$



$$\frac{1}{3} \text{ of } 12 = 4$$

Year 2 Maths

Here are
Tuesday's
answers.


Mark your
own
answers.


How did
you get
on?



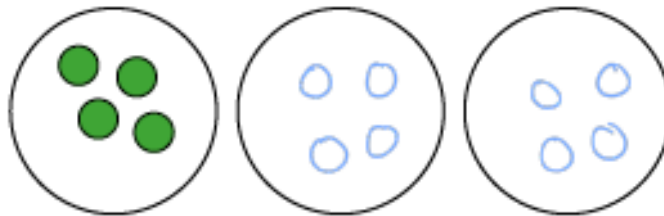
- 3 Circle $\frac{1}{3}$ of each group of items.
Complete the number sentences.

a)  $\frac{1}{3}$ of 15 =

b)  $\frac{1}{3}$ of =

d)  $\frac{1}{3}$ of =

- 4 One third of a number is 4
What is the number?



The number is

5



Teddy

£3

I have $\frac{1}{3}$ of £9



Mo

£4

I have $\frac{1}{2}$ of £8

Who has more money? Mo
How do you know?

- 6 Whitney snaps two sticks into thirds.
Here is $\frac{1}{3}$ of each stick.



- a) How long was stick A before
Whitney snapped it?

cm

- b) How long was stick B before
Whitney snapped it?

cm



Year 2 Maths

Here are
Tuesday's
answers.

Mark your
own
answers.

Extension:

Work out two thirds.

What is:

1. $\frac{2}{3}$ of 9 = 6

2. $\frac{2}{3}$ of 12 = 8

3. $\frac{2}{3}$ of 18 = 12

4. $\frac{2}{3}$ of 21 = 14

Good job if
you got these
ones right!



Year 2 Maths

Questions on the next slide....

20/05/20

LO: To identify properties of 3D shapes.

Today we are going to be thinking about the properties of 3D shapes.

3D means three dimensions - they have length, width and DEPTH.

They are solid shapes.

3D shapes have:

faces - flat or curved surfaces of the shape

edges - the line where two faces meet

vertices - pointy corners where edges meet

TASK 1 - Watch and read the information about 3D shapes on these websites:

<https://www.bbc.co.uk/bitesize/topics/zjv39j6/articles/zcsjqty>

<https://www.bbc.co.uk/bitesize/topics/zjv39j6/articles/zgqpk2p>

Here is a song about 3D shapes:

<https://www.bbc.co.uk/bitesize/clips/zps34wx>

TASKS on next slides...



Year 2 Maths

20/05/20

LO: To identify properties of 3D shapes.

TASK 2: Name the 3D shape and write the properties.

- How many faces?
- How many edges?
- How many vertices?

Try to find an example in your house if you can't imagine it e.g. a box of cereal, tin of beans or ball.

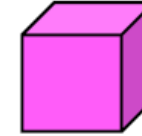


Answers will be on tomorrow's slides.



Name: _____

Properties: _____




Name: _____

Properties: _____



Name: _____

Properties: _____



Name: _____

Properties: _____



Name: _____

Properties: _____



Name: _____

Properties: _____

Year 2 Maths

20/05/20

LO: To identify properties of 3D shapes.

TASK 3:


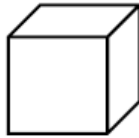
Compare the two shapes with each other.

- What is the same about the two shapes?
- What is different?

Try to think of lots of different similarities and differences.



Answers will be on tomorrow's slides.



EXTENSION:

What different examples of 3D shapes can you find around the house?

Can you find any cubes, cuboids, cylinders or cones?



RE

Tasks for each year group on the next slides...

LO: To find out about Pentecost.

Pentecost is the Christian celebration that happens 50 days after Easter (and 10 days after Ascension Day). This year it is on Sunday 31st May.

It is the day when Christians remember how Jesus's disciples received the Holy Spirit and were able to spread the teachings of Jesus.

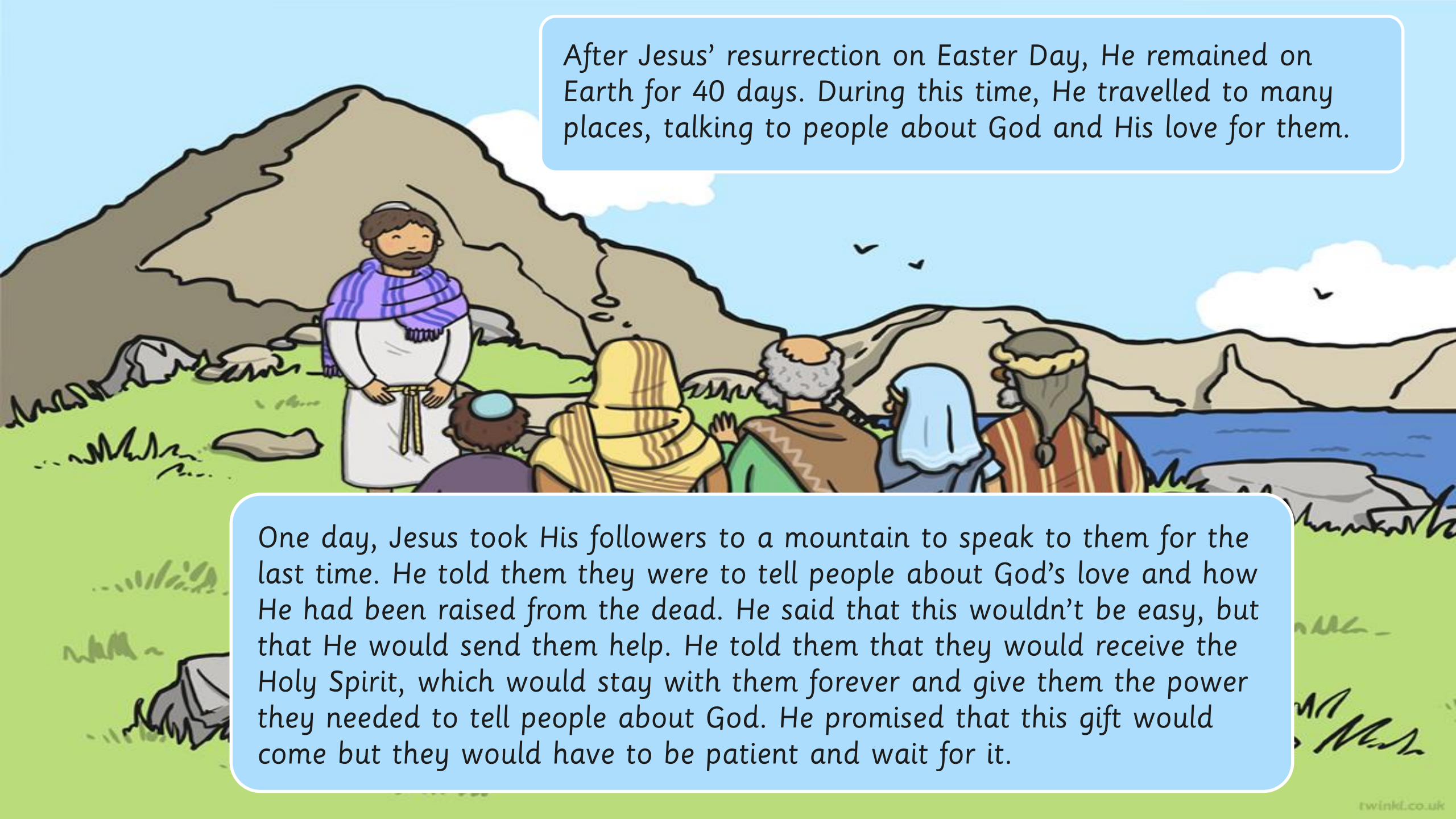
This was the beginning of the Christian community.

TASK 1 - Watch the video below to find out more:

<https://www.youtube.com/watch?v=IqGlvZhU-A>



There is more information about Pentecost on the next slides...




After Jesus' resurrection on Easter Day, He remained on Earth for 40 days. During this time, He travelled to many places, talking to people about God and His love for them.

One day, Jesus took His followers to a mountain to speak to them for the last time. He told them they were to tell people about God's love and how He had been raised from the dead. He said that this wouldn't be easy, but that He would send them help. He told them that they would receive the Holy Spirit, which would stay with them forever and give them the power they needed to tell people about God. He promised that this gift would come but they would have to be patient and wait for it.



After He had finished speaking, Jesus was taken up to Heaven. He had ascended.

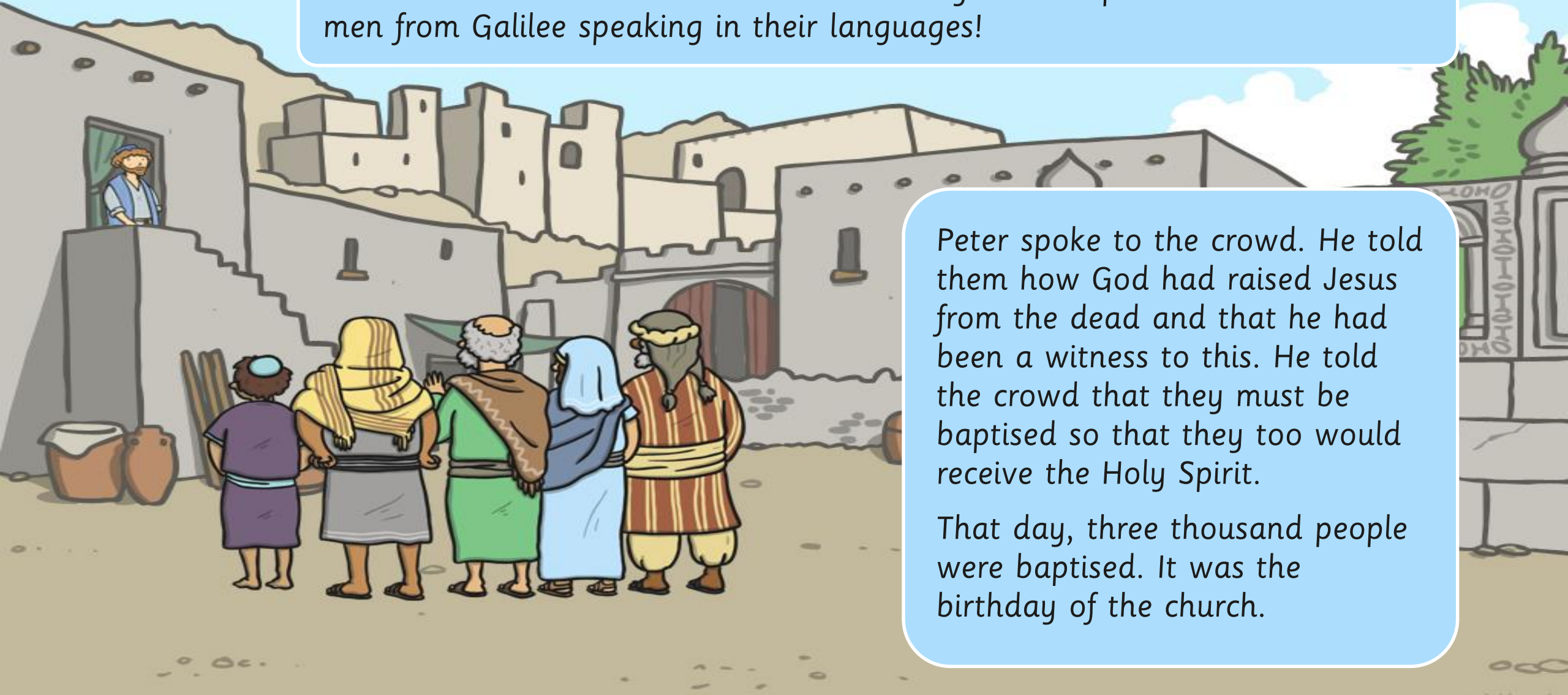
Art by
Masha



Jesus' followers continued to meet and pray together. Ten days after Jesus had ascended to Heaven, they were all praying together in a room in Jerusalem. Suddenly, they heard a sound like a mighty wind rushing through the room. As they looked up, they saw flames appearing.

The tongues of the flames separated and came to rest above each of their heads. The disciples were filled with the Holy Spirit and they began to speak in different languages, although they had never learned them!

The noise of the disciples praying and offering thanks to God drifted out of the room and on to the street. There were many people from many different countries in Jerusalem at that time and they were surprised to hear these men from Galilee speaking in their languages!



Peter spoke to the crowd. He told them how God had raised Jesus from the dead and that he had been a witness to this. He told the crowd that they must be baptised so that they too would receive the Holy Spirit.

That day, three thousand people were baptised. It was the birthday of the church.



RE



Wednesday 20th May

LO: To find out about Pentecost.

TASK 2 - Complete the task for your year group below:

Year 1 - Talk about Pentecost with an adult. Draw a picture of the disciples receiving the Holy Spirit.

Year 2 and 3 - Split your page into six boxes and create a storyboard of the events of Pentecost.

Year 3 - Add an explanation of the events and why they were important.

| | | |
|--|--|--|
| | | |
| | | |




Bournebrook

Church of England Primary School

If you feel unsafe at home or are worried that a friend is not safe, call Mrs Patchett on 07787261064.

Remember to talk to someone on your Network Hand if you are worried about something.



Keep following the Bournebrook way!



If nobody is listening to your worries or there is nobody to talk to, call Childline on 0800 1111

Adults at Childline are used to talking to children with worries and can help you.