

# Elm Class


Wednesday 13th May



Miss Davies







## Wednesday 13th May

Today's lessons will be:

1. Phonics or Spellings
2. English
3. Maths
4. Geography

Hello Elm friends.  
Happy Wednesday!



# Year 1 Phonics



- Today's phonics is being taught by Josh from Letters and Sounds (on YouTube).
- It is important that you hear other people say the sounds so that you know how to pronounce them correctly.
- Adults - The clip is 30 minutes long (which is the usual length of our phonics lessons). If your child needs a break you can stop half way through then carry on.
- **CLICK LINK:**  
<https://www.youtube.com/watch?v=q4jz3U25Xjk>

Listen carefully and join in!



# Year 2 LO: Spellings.



Use the grid to create a list of words that end in the suffix 'ment'.

Then pick 3 words and write a sentence to explain what each word means.

Example: Ointment is a type of cream that you can put on your skin.

enjoy	
employ	
docu	
oint	ment
state	
move	

Finished? Read a book for at least 10 minutes.





# Year 1 English



Answers from *yesterday's work*. Mark your own.

1.) Tom went to the shops.

6.) *What should we watch on TV?*

2.) *What is for dinner?*

7.) I like reading my new book.

3.) *How much does that cost?*

8.) *Do you like pizza?*

4.) I like my new jumper.

9.) *Can I have a snack?*

5.) *Is it going to rain today?*

10.) I like playing outside.

Did you find all  
the question  
sentences?







# Year 2 English

Answers from *yesterday's work*. Mark your own.

Using coordinating conjunctions: *and* *or* *but* \_\_\_\_\_

1. John opened the box *and* looked inside.
2. Sue likes cheese *but* she doesn't like pizza.
3. I put on my gloves *and* went outside into the snow.
4. Joe can stay here *or* he can go home.
5. He loves playing football *and* / *but* hates playing rugby.
6. We can either buy an ice-cream *or* go on a ride.

Remember  
coordinating  
conjunctions join  
two sentences or  
clauses that are  
both of the same  
importance together.



# English

Wednesday 13th May

LO: Comprehension.

**LISTEN TO:** The Day the Crayons Quit by Drew Daywalt.


**TASK:** Choose one crayon and answer these questions in your book.

1. How had Duncan used this crayon before?
2. How did the crayon feel about being used?
3. What does the crayon want Duncan to do?
4. What would you do to make the crayon feel happy?

**Year 2 (above as well as 5,6,7):**

5. Why do you think all the crayons wanted to quit?
6. What would they do instead can you think of an example?
7. Write a few sentences explaining what the book is about.

The day the crayons quit by Drew Daywalt. LINK: <https://www.youtube.com/watch?v=Hrd-Wdxbg-Q>







# Year 1 Maths

Answers from *yesterday's work*. Mark your own.

Maths vocabulary:

- O'clock
- minutes
- hour

1.) 2 o'clock




2.) 6 o'clock



3.) 9 o'clock



4.) 1 o'clock



5.) 12 o'clock



6.) 7 o'clock



7.) 10 o'clock



8.) 3 o'clock



Challenge - ask an adult to test you on reading o'clock on a clock at home. Could you have a go at reading clocks that have half past as well?



# Year 1 Maths

Answers from *yesterday's work*. Mark your own.

9.) 8 o'clock



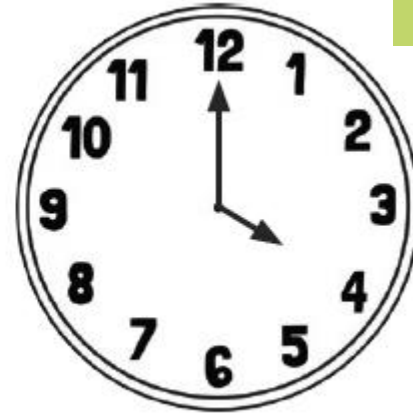
10.) 5 o'clock



11.) 10 o'clock



12.) 4 o'clock



Maths vocabulary:

- O'clock
- minutes
- hour





Answers on  
tomorrow's slides.

# Year 1 Maths



13.5.20

LO: Time.

- **TASK 1:** Fill in the missing words. Write the answers in your book.

1. There are \_\_\_ minutes in 1 hour.
2. There are \_\_\_ hours in 1 day.
3. The longer hand is the \_\_\_\_\_ hand.
4. The shorter hand is the \_\_\_\_\_ hand.

- **TASK 2:** Have a go at reading half past on the clock.

Read the clocks on the **next slide.**

Answers on  
tomorrow's slides.

# Year 1 Maths


Maths vocabulary:

- O'clock
- Half past
- minutes
- hour


1.



2.




3.




4.



5.



6.



Ask someone at home to test you on reading o'clock and half past on a clock at home.





# Year 2 Maths

Questions on the next slides....

13/05/20

LO: To measure mass using grams (g).

- Today you are going to do some practical maths involving measuring mass (how much something weighs).
- For this you will need **some weighing scales** (hopefully you have some in the kitchen that use for cooking) and some objects to weigh e.g. **pencil case, an apple, a cup etc.**
- When you are measuring remember to:
  - Set the scales to or look at the grams scale.
  - Let the weighing scales settle before recording the mass.



## TASK 1

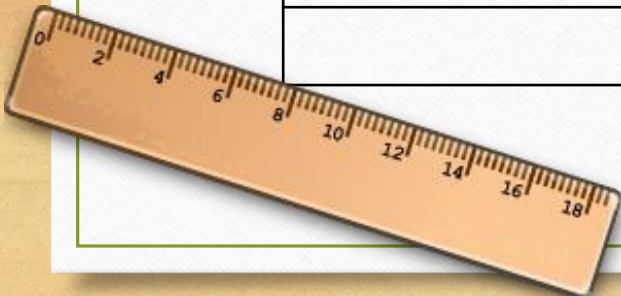
# Year 2 Maths

Draw this table into your book using a ruler.

Draw the table carefully with a ruler.

Object	Estimate of mass (g)	Mass (g)

Now complete the task on the next slide.





## TASK 1

# Year 2 Maths

Be careful not to make a mess with the water!

Find six objects from around your house. These could be an apple, a cup, a phone etc.

1. Estimate (have an thoughtful guess) how much they will weigh. Write this down.
2. Place the object on the weighing scales.
3. Allow time for the scales to settle.
4. Using the scales (MAKE SURE IT'S GRAMS!) read the scale to the nearest 10g or if they are digital scales just write the number. Write this down.
5. Repeat for the other objects. Predict whether they will be heavier or lighter than the first object.



## TASK 2


# Year 2 Maths

Make sure  
you tidy up  
after you've  
completed the  
tasks!

Now using your measurements do the following:

1. Put the containers in order from smallest mass to biggest mass.
2. Work out the difference between the biggest and smallest object.  
e.g.  $120\text{g} - 70\text{g} = 50\text{g}$
3. Add together the mass of the two lightest objects.
4. Write some number sentences using  $<$ ,  $>$  and  $=$   
e.g. the apple  $>$  a pen

### Extension:



One pear weighs 10 cubes.  
How many cubes will balance one  
pineapple?  
Explain how you know.





# Geography

Wednesday 13th May

LO: To locate the countries of the UK and Coventry.

- The country that we live in is called the United Kingdom (UK).
- The UK is made up of four different smaller countries: England, Scotland, Wales and Northern Ireland.
- **TASK 1** Look at the website below:
- <https://www.bbc.co.uk/bitesize/articles/z42pnr.d>
- Watch the video and have a go at labelling the countries in Activity 1.

**TASK 2** on next slide...



# Geography

Wednesday 13th May

LO: To locate the countries of the UK and Coventry.

- TASK 2 - Search for Coventry on Google Maps.
- Zoom out so that you can see where Coventry is within the UK.
  - What places are close by?
  - Where is Coventry within the British Isles?
  - Where is Coventry in relation to other places?



**Year 1** - Talk to someone about where Coventry is in the UK.

**Year 2** - Write a description of where Coventry is in the UK. Can you use compass directions? e.g. Coventry is east of Wales.

**Year 3** - Write a detailed description of where Coventry is in the UK using compass directions comparing Coventry to other places e.g. Coventry is south of Leeds.






# Bournebrook

*Church of England Primary School*

If you feel unsafe at home or are worried that a friend is not safe, call Mrs Patchett on 07787261064.

Remember to talk to someone on your Network Hand if you are worried about something.



Great work Elm friends. See you soon.



If nobody is listening to your worries or there is nobody to talk to, call Childline on 0800 1111

Adults at Childline are used to talking to children with worries and can help you.