

Friday 15th May

Good Morning Friends!

What day is it today?

Sing the days of the week song to find out.

What day was it yesterday?

What day will it be tomorrow?

Can you say it in a sentence...

Today it is...



<https://www.youtube.com/watch?v=spi77By9-iA>

What is the weather like today?

Have a look out of the window or go outside!

Is it hot or cold?

Are the trees moving?

What colour is the sky?

Say your observations in a sentence:


The weather today is...



Sunny



Partly Sunny



Partly Cloudy



Sun & Rain



Raining



Thunderstorms



Snowing



Cloudy



Windy



Rainbow



Tornados / Hurricanes



Clear

Literacy

Our focus skill today is using our **imaginative play** to go on holiday.



Our learning this week has been about going on holiday.

Can you imagine you are going on holiday?

How will you get there?

Where will you go?

Use anything that inspires you, chairs, cushions, toys, suitcases.

You could travel to the garden (forest), to the sandpit (the beach).

You might need a passport, tickets and money.

Have a lovely holiday!

Today's task is about igniting a spark for imaginative play. Your child will naturally take the lead and you will find they might surprise you with their knowledge and language skills that they use within it. Within school the children love the role play areas and the learning we have been doing comes to life this way. Play along with them, letting them be the leader! How they get there, where they go and what they do is completely their choice – Enjoy!

Maths


Today you can choose your favourite activity from the week and do it again!

Grown ups if you feel there is a skill that you would like them to practice again then pick the corresponding activity!


Monday 11th
Sorting money
(familiarity and language)



Tuesday 12th
Money pictures
(familiarity and language)



Wednesday 13th
Counting – matching amounts to numbers



Thursday 14th
Maths journey
(Applying skills through play)



Phonics

Our focus skill today is **alliteration**.

Charlotte the Chef

Charlotte the Chef is making some silly sound soups! Each soup needs 3 ingredients that start with the same letter sound. She has already made the 't' sound soup with toffees, tomatoes and toast! Can you think of 3 foods to put in the 'c' sound soup?



Challenge

Can you add alliterative words to name the items you have for your lunch or tea?

E.g. **M**ushy **m**ash

Super **S**ausages

Perfect **P**eas

Can you ask for a drink using alliterative additions? E.g. can I have a **d**elicious **d**rink, **p**retty **p**lease?

For an even bigger challenge see if you can add more words on!

E.g. **C**old, **C**olourful **C**upcake.

Topic - Music

Our nursery rhyme this week is...

Humpty Dumpty

Humpty Dumpty

Humpty Dumpty sat on a wall.
Humpty Dumpty had a great fall.
All the King's horses
and all the King's men...
Couldn't put Humpty together again.



Can you remember all of the words?

Today's Tasks:

EAD, PD - fine motor

Give your child an oval shaped piece of paper. Let them use some scissors to cut it into a few pieces and then use plasters to stick humpty back together again.



Daily Activities

- Sharing a story
- Counting – how many plates do we need for dinner? How many buttons on your shirt? Counting up the stairs and back down.
- Name recognition and recognising print in the environment – post, labels, words on crisp packets, words on clothes.
- Nursery rhymes – we use these in class when we transition from one activity to another as it helps us to stay calm and focused.
- Talk about how you are feeling and recognising emotions by looking at each others faces and body language.
- Phonic sound talk – break the words into sounds e.g. ‘Can you clean your t-ee-th?’ ‘Put on your h-a-t.’

Helpful Websites

<https://www.ictgames.com/> - Maths, English and Phonics

<https://www.bbc.co.uk/programmes/p065z8z4> Nursery Rhymes and counting songs – we use these in class

<https://www.whitleyabbeyprimary.co.uk/gordonsfoundation.html> maths activities - we use these in class