

Tuesday 5th May

Good Morning Friends!

What day is it today?

Sing the days of the week song to find out.

What day was it yesterday?

What day will it be tomorrow?

Can you say it in a sentence...

Today it is...



<https://www.youtube.com/watch?v=spi77By9-iA>

What is the weather like today?

Have a look out of the window or go outside!

Is it hot or cold?

Are the trees moving?

What colour is the sky?

Say your observations in a sentence:


The weather today is...



Sunny



Partly Sunny



Partly Cloudy



Sun & Rain



Raining



Thunderstorms



Snowing



Cloudy



Windy



Rainbow




Tornados / Hurricanes



Clear

Literacy

Our story today is **Farmer Duck** by Martin Waddell.




<https://www.youtube.com/watch?v=Gug6P8l1q6c>

You might have this story at home, if you do share your book or listen to the story.

Literacy

Our focus skill today is **retelling the story**.

Through play and interaction retell the story, talking about the features of the beginning, middle and end. The use of props will help your child to think about the different stages of the story and encourage the use of the repeated phrases within it..




Use some small world farm animals and bricks to build the farm where Duck did all the work.

Use some cuddly toys to play the roles of the animals we meet in the story: Duck, cow, sheep, chickens and the farmer.

Maybe you live on a farm or have pictures of a farm. Use these to inspire your retelling of the parts of the story.

Maths

Our focus today is **sharing** out an amount.



Maths Meeting

- Maths maths meeting, 1,2,3,4,5 maths maths meeting, 6,7,8,9,10!
- 10 claps
- 20 taps
- Look at a number line, point to numbers asked e.g. where is 7? Where is 4?

The animals on farmer Ducks farm are all very good friends.

It is time for their breakfast but it needs sharing out.

Can you share out an amount?

Have a look at the next page on how you can do this activity.



When sharing out an amount it is great if your child first counts how many they have and then share them out. A first introduction is to share something between the two of you...One for me, one for you etc.

With two dishes share out some food. It could be anything; fruit, pasta, crisps, sweets.

Count out how many you have then place one in each dish until they have been shared out.



How many do they have each?



Can you share the animals out equally into the two different pens?

(You can do this with lolly sticks and toy or paper animals)



Find opportunities at home to practice the skill of sharing out an amount.

Phonics

Our focus skill today is **alliteration**.



Initial sounds – ‘cross the river’

You will need to gather a selection of items such as book, car, hat, juice, apple, doll, puzzle and have a blanket or something to put on the floor to be a river!

Your child can look at the selection of objects and you say...

‘cross the river to give me something that starts with the sound ‘a,a,a’

See if they can identify the item – ‘apple’ and bring it over the river for you.

Repeat for other items. If children cannot hear the initial sound support them by accentuating the sound as you name the objects ‘b,b,book’, ‘c,c,car’.

Fine Motor Skills

Animal Parade



On some paper, card or outside with chalk draw some zigzag and wiggly lines for your child.

Use some small world animals (or bricks) carefully line them up following the lines, be careful not to knock the previous ones down to create an animal parade!

Pouring Station

If the weather is nice I'm sure you'll be going outside!

Pouring water is great for developing many skills such as capacity but it is brilliant for grip strengthening.

You can give your child any kind of tools and some water and let them explore!



Music

Our nursery rhyme this week is...

Hey Diddle Diddle

Hey Diddle Diddle

Hey diddle diddle, the cat and the fiddle,
The cow jumped over the moon.
The little dog laughed to see such fun,
And the dish ran away with the spoon!



This is our nursery rhyme from last weeks music.

Today's Tasks:

PD – fine motor skills

Can you use a spoon to move some small beans from one dish to another?

You could use dried beans, beads, rice, coins, earrings.



Daily Activities

- Sharing a story
- Counting – how many plates do we need for dinner? How many buttons on your shirt? Counting up the stairs and back down.
- Name recognition and recognising print in the environment – post, labels, words on crisp packets, words on clothes.
- Nursery rhymes – we use these in class when we transition from one activity to another as it helps us to stay calm and focused.
- Talk about how you are feeling and recognising emotions by looking at each others faces and body language.
- Phonic sound talk – break the words into sounds e.g. ‘Can you clean your t-ee-th?’ ‘Put on your h-a-t.’

Helpful Websites

<https://www.ictgames.com/> - Maths, English and Phonics

<https://www.bbc.co.uk/programmes/p065z8z4> Nursery Rhymes and counting songs – we use these in class

<https://www.whitleyabbeyprimary.co.uk/gordonsfoundation.html> maths activities - we use these in class