

Willow Class

Monday 11th May



Mrs Perry





Monday 11th May

Today's lessons will be:

1. Spellings
2. English
3. Maths
4. Handwriting
5. Music

Good morning Willow friends! I hope you have had a lovely bank holiday weekend! Here is your work for today.





Year 2 Spellings

Use look, cover, write, check to practise learning these spellings.

sadness	happiness
fairness	movement
enjoyment	statement
babies	happiest
crying	nicest

Look,
cover, write
and check.



Year 3 Spellings

- Look, cover, write, check
- Practise these spellings in your book.
- The prefix mis- means 'wrong' or 'incorrect'.

misprint

miscount

mistake

mistreat

misunderstood

mislead

misplace

misfortune

misbehave

mistrust

Year 2 and 3 Reading

Read your school reading book (or your own reading book for free readers) for at least 15 minutes.

English



Read through your descriptions from last Wednesday.
Did you manage to include all the success criteria? If so, well done!

- Year 2
- A labelled diagram.
- Accurate use of full stops and capital letters.
- Expanded noun phrases to add interest to your description.

For example -

The house is made of shiny, silver bricks that look like the scales on a fish.

- Neat handwriting with some joins.

Year 3

- A labelled diagram.
- Accurate use of punctuation marks.
- Expanded noun phrases and adverbs to add interest to your description.

For example -

The huge, silver tail flaps powerfully when moving the house through the water.

A neat, joined handwriting style.



Year 2 and 3 English

Monday 11th May

LO: To write a recount



It was great to see all your photos!

- On Friday we marked the 75th anniversary of VE Day which was the day when the war was declared over in Europe.
- I hope that you took part in some VE Day activities to celebrate.
- Today you have the choice between two tasks. They are both writing recounts - but you only have to complete one of them.
- A recount is the retelling of an event or experience. It usually includes these features:
 - past tense
 - chronological order (time order)
 - time conjunctions (firstly, next, after, when, while etc)
 - written in first person (I, me, we)

TASKS on next slides...





Year 2 and 3 English

Monday 11th May

LO: To write a recount

- **TASK 1** Write a recount of your VE celebrations on Friday.
 - Did you do anything special to mark the day?
 - How did you prepare for the day?
 - Did you make anything?
 - How did you feel during your celebrations?



Did you
decorate your
house at all?

OR...





Year 2 and 3 English

Monday 11th May

LO: To write a recount

-
- **TASK 2** Write a recount imagining that you were there at VE day in 1945.

Look at the pictures or watch the video on these websites:

- <https://www.bbc.co.uk/news/in-pictures-52564374>
- <https://www.bbc.co.uk/news/av/uk-england-humber-52583709/ve-day-2020-you-heard-it-on-the-radio-that-war-is-over>

And watch this Horrible Histories video:

- <https://www.bbc.co.uk/cbbc/watch/horrible-histories-songs-ve-day-song>

Imagine that you were there on May 8th 1945 and write a diary entry for that day.

- How did you feel when you found out the war was over?
- How did you celebrate the war being over?
- What other events were going on?
- Was there anything you were looking forward to now the war was over?

Success Criteria on next slide...



Year 2 and 3 English

Monday 11th May

LO: To write a recount

Success Criteria:

Y2

- Include the key events of the day
- Write in chronological (time) order
- First person (I, me, my, we etc)
- Time conjunctions (first, next, when)
- Show how are / would be feeling
- Accurate punctuation
- Expanded noun phrases e.g. *the fluttering, colourful bunting*

Y3

- Include the key events of the day
- Write in chronological (time) order
- First person (I, me, my, we etc)
- Time conjunctions (first, next, when)
- Use paragraphs
- Show how are / would be feeling
- Use some adverbs (-ly)

Extension:

Proof-read and edit your work carefully.



Year 2 Maths

How did you get on?



Answers from *Wednesday's work*. Mark your own work.

1.) $27+13=40$

2.) $100-25=75$

3.) $65+15=80$

4.) $9 \times 2=18$

5.) $9 \times 5=45$

6.) $61=88-27$

7.) $21=64-43$

8.) $58+33=91$

9.) $54-26=28$

10.) Half of 58 29


11.) Double 37= 74

12.) $49+36=85$

13.) $81-35=46$

14.) A half of 72 36

15.) A quarter of 40 10



Year 2 Maths

Answers will be on tomorrow's slides.

Questions on the next slide....

11/05/20

LO: To identify properties of 2D shapes.

Today we are going to be thinking about the properties of 2D shapes.

2D means two dimensions - they have length and width.

They are flat shapes.

We can count the number of sides and vertices (pointy corners) on a 2D shape.



Can you name these 2D shapes?



Optional video clip on 2D shapes:

<https://www.youtube.com/watch?v=OVItzLoovLc>

TASKS on next slides...

Year 2 Maths

11/05/20

LO: To identify properties of 2D shapes.

TASK 1: Name the 2D shape and write the properties.

- How many sides?
- How many vertices?
- How many lines of symmetry?

Can the shape be folded exactly in half?




Answers will be on tomorrow's slides.



Name: _____

Properties: _____



Name: _____

Properties: _____



Name: _____

Properties: _____




Name: _____

Properties: _____



Name: _____

Properties: _____



Name: _____

Properties: _____

Year 2 Maths

11/05/20

LO: To identify properties of 2D shapes.

TASK 2:

Compare the two shapes with each other.

- What is the same about the two shapes?
- What is different?

Try to think of lots of different similarities and differences.



Answers will be on tomorrow's slides.





EXTENSION:

What different examples of 2D shapes can you find around the house?

Can you find any hexagons, pentagons or octagons?

Year 3 Maths

Work on a separate
powerpoint from
Dr Baker.

Year 2 and 3 Handwriting

- Complete 2 lines of each word. Remember to join!

tunnel

February

funnel

certain

forget

height

friend

history

Remember tall
ascenders going up
and long
descenders under
the line.



Music



LO: Following beat and rhythm.

- **TASK** Copy and repeat the song *Boom Chicka Boom*.
- Listen closely for how loud or soft they pronounce each line.

LINK *Boom Chicka Boom*:

<https://www.youtube.com/watch?v=1b6axyuaKcY>

I said a Boom Chicka Boom
I said a Boom Chicka Boom
I said a Boom Chicka Rocka Chicka Rocka Chicka Boom
Uh huh
Oh yeah
One more time _____ style.

You could perform it or write the lyrics down to share on our school's Facebook page.



Challenge: Write your own lyrics in the style of *Boom Chicka Boom*.



Bournebrook

Church of England Primary School

If you feel unsafe at home or are worried that a friend is not safe, call Mrs Patchett on 07787261064.

Remember to talk to someone on your Network Hand if you are worried about something.



If nobody is listening to your worries or there is nobody to talk to, call Childline on 0800 1111

Adults at Childline are used to talking to children with worries and can help you.



Well done Willow friends.
You have finished all your
school work for today.



See you
tomorrow!