

22nd – 26th June

Good Morning Friends!

This week we are going to learn more about minibeasts!





On this PowerPoint you will find activities for every day of the week and links to websites for phonics, stories, maths and other creative activities.

Literacy

Story 1

Our new story is [What the Ladybird Heard](#).




<https://www.youtube.com/watch?v=Lckjqm91LCk>

You might have this story at home; read or listen to the story.

There will be a selection of activities that link to the story for Nursery and Cherry friends.

Literacy - activity 1

Story 1



My Rhyming Dictionary

Words that rhyme

Nonsense words that rhyme



Can you identify the rhyming words used throughout the book. Listen carefully or read it again. Cherry friends you might be able to spot some rhyming words from the way they are written.

There are lots of them!


Cherry friends: Make your own rhyming dictionary, writing in the words you found in the book and any other rhyming words that you can think of. Have a new list for each rhyming word you find.

You could write real words and nonsense words (words that aren't real) e.g. **hog, log, dog and rog.**

Nursery friends: this is a talking task. See if you can hear any rhyming words in the story. Can you think of any more words that sound the same, that rhyme?

Literacy - activity 1

Story 1



What the ladybird heard

Find the rhyming words! Match!



hen

hog

dog

cow

van

pen

how

slept

night

plan

shed

ahead

crept

right

word

purred

heard

laybird


Rhyming pairs

Cherry friends: You might also like to see if you can read and match the rhyming pairs opposite.


dog hen
pen hog

Literacy - activity 2

Story 1



Animal sounds (Onomatopoeia)



In the story the animals all say different things, making different noises.


Nursery friends: see if you can make the sound that each animal makes. Can you hear the sound that it starts with. E.g. the dog says woof, I can hear 'w'.

Cherry friends: write a sentence to tell me what the animal says. This could be tricky as you will need to sound out the animals sounds carefully. Write your answer in a sentence e.g. The cow says moo. How many animals can you write about?

You could draw a picture to go with your sentences.

Literacy - activity 3

Story 1



Wanted poster

Hefty Hugh and Lanky Len try and steal the farms prize cow!

Cherry friends:

Lets create a wanted poster to try and catch those pesky thieves.


It will need to have a description of one of the thieves, you can choose Hefty Hugh or Lanky Len. Look back at the story to see what they look like. Can you describe them by writing some sentences?

Nursery friends:

Can you draw one of the thieves? Think about what they have on their face, can you draw the eyes, nose and mouth? (The mark making that nursery friends do may not be representative to adult eyes but it is about exploring different marks and giving meaning to them, mark making for a purpose.)

Literacy - activity 3

Story 1




Look at these pictures of Hefty Hugh and Lanky Len to help you to describe them.



Literacy - activity 4

Story1



Story mapping

Cherry friends: Think about the story and create a story map. How did the story start?

Who did the Ladybird talk to?

Use the different animals to help you.

Nursery friends: Can you draw your favourite part of the story?

Was it the beginning, the middle or the end?

(This is about children giving meaning to the marks they make.)



[See the next page for more...](#)




Literacy - activity 4

Story1


Cherry friends: As an alternative to drawing a story map you could cut and stick the pictures of the characters and write labels for the different parts of the story.

Story mappi



Literacy - activity 5

Story 1



Retelling the story

The task of retelling a story can be done through a range of stages as children develop their writing skills. For **Nursery friends** retelling through role play or small world play develops their literacy and language skills which are needed for writing. **Cherry friends** retell through writing; some children write one sentence, some children write a few and some children write a page.

Using the book, some animals and your ideas from this week verbally re-tell the story. Don't worry if you can't remember all of the animals – try and remember their plan!

Use activity 4 to help you remember the sequence to tell or to write the story. Cherry friends write the story in your book.

Can you remember the noises that all the animals made. How did they trick the thieves?

Focus on the sentences making sense and some key words being spelt correctly.

Maths



This weeks maths activities are on separate links for each one on the next page. They are all about skills in understanding and using shape, space and measure. The activities are suitable for both Nursery and Cherry friends as their responses will differ; most activities require children to talk about their observations, thoughts and ideas and explore with objects.

Starting with a Story Reception

Talking Together

If you don't have the ingredients - some other ideas!

- Use cream cheese instead of icing sugar!
- Use chocolate buttons for spots!
- Make your own unique bug with different colours and spots using smarties! Give your bug a name!
- Cut circles in bread and make ladybird toast with raspberry jam!
- Do the activity with dough and buttons for spots!

Starting with a Story Reception

Talking Together

Instead of using eggs you could take this further to help learning shapes by making simple 2D shapes from paper together and using them in the same way. Make different sizes and colours to help with scissor and fine motor skills. Remember to discuss properties like sides and size.

Starting with a Story Reception

Talking Together

1. Take your tissue cube and glue plain paper all over it. Make sure the sides are flat.
2. Let it dry
3. Draw dice spots on each of the faces.
4. Get ready to play a game.

You can use these dice to play any game but on a larger more fun scale! Perhaps roll the dice and then have to show the number with your fingers, with that many claps, or choose an animal from the book and make that many noises!

Examples of activities you will find.

Maths

This weeks What the Ladybird Heard Maths activities are all linked below. Follow the links for some exciting maths every day!



Activity 1

<https://wrm-13b48.kxcdn.com/wp-content/uploads/2020/homelearning/early-years/Day-1-What-the-ladybird-heard.pdf>

Activity 2

<https://wrm-13b48.kxcdn.com/wp-content/uploads/2020/homelearning/early-years/Day-2-What-the-ladybird-heard.pdf>

Activity 3

<https://wrm-13b48.kxcdn.com/wp-content/uploads/2020/homelearning/early-years/Day-3-What-the-ladybird-heard.pdf>

Activity 4

<https://wrm-13b48.kxcdn.com/wp-content/uploads/2020/homelearning/early-years/Day-4-What-the-ladybird-heard.pdf>

Activity 5

<https://wrm-13b48.kxcdn.com/wp-content/uploads/2020/homelearning/early-years/Day-5-What-the-ladybird-heard.pdf>

Phonics



Nursery

This weeks Phonics activities are all about alliteration!

Choose a different activity each day – there is another slide with an extra activity with alliteration as the focus.

Can you add a word to make alliterative names for people in your family? E.g. Lucky Laura.

Zoe the zookeeper wanted to name some of her animals. She wants the names to start with the same letter sounds as the animal. So far she has thought of Charlie Chimp and Tommy Tiger, can you help think of some names for her lion, panda and snake?



Go on a sound hunt around your home. Can you find three things that start with the same sound? I found wardrobe, wool, window! Can you find three things starting with the sound 't'?

What other sounds can you use?



Charlotte the Chef is making silly sounds soups. Each soup needs three ingredients that start with the same sound. She has made the 't' soup with toffee, tomatoes and toast! Can you make a 'c' soup?



Phonics



Nursery



I spy with my little eye
something beginning with...

Can you find something that starts
with these sounds?

(Parents say the sound for your child)

t d e b p s

How many things can you see that
start with the sound 'a'?

You can of course play I spy around your home
or on a walk as well!

Phonics – Day 1



Cherry

Today we are reviewing and extending our reading skills.

The children will need a pencil and paper for the lesson.

<https://www.youtube.com/watch?v=QDTMUEoXEwQ&list=PLuGr6z2H2KNG4XgGr7UylwowlcDLr-T-k&index=19>

If your child needs some extra blending practice then there is a series of lessons to support this. These lessons now start back at lesson 1 which we began with, but the key to learning how to blend is lots of practice. So if your child is not confident yet, please continue with these.

<https://www.youtube.com/watch?v=gCaXHnaKhHQ&list=PLuGr6z2H2KNGIYp03sdzSGLZquzuQENkx&index=38>

<https://www.phonicsplay.co.uk/> please login into phonics play.

There are also the games on phonics play that the children can access anytime.



User name: march20

Password: home

Phonics – Day 2



Cherry

Today we are reviewing and extending our reading skills

The children will need a pencil and paper for the lesson.

<https://www.youtube.com/watch?v=gxACCZOxbyM&list=PLuGr6z2H2KNG4XgGr7UylwowlcDLr-T-k&index=18>

Extra blending practice lesson.

<https://www.youtube.com/watch?v=mwQeuo0nMFI&list=PLuGr6z2H2KNGIYp03sdzSGLZquzuQENkx&index=37>




<https://www.phonicsplay.co.uk/> please login into phonics play.

There are also the games on phonics play that the children can access anytime.

User name: march20

Password: home

Phonics – Day 3



Cherry

Today we are reviewing and extending our reading skills.

The children will need a pencil and paper for the lesson.

<https://www.youtube.com/watch?v=jMwtf5CRwZ0&list=PLuGr6z2H2KNG4XgGr7UylwowlcDLr-T-k&index=17>

Extra blending practice lesson.

<https://www.youtube.com/watch?v=a0-oAdakVm8&list=PLuGr6z2H2KNGIYp03sdzSGLZquzuQENkx&index=36>




<https://www.phonicsplay.co.uk/> please login into phonics play.

There are also the games on phonics play that the children can access anytime.

User name: march20

Password: home

Phonics – Day 4



Cherry

Today we are reviewing and extending our reading skills

The children will need a pencil and paper for the lesson.

<https://www.youtube.com/watch?v=u9DY5Hfjkck&list=PLuGr6z2H2KNG4XgGr7UylwowlcDLr-T-k&index=15>

Extra blending practice lesson.

<https://www.youtube.com/watch?v=D6ehq9guGYA&list=PLuGr6z2H2KNGIYp03sdzSGLZquzuQENkx&index=35>




<https://www.phonicsplay.co.uk/> please login into phonics play.

There are also the games on phonics play that the children can access anytime.

User name: march20

Password: home

Phonics – Day 5



Cherry

Today we are blending to read words with adjacent consonants short vowel sounds.

The children will need a pencil and paper for the lesson.

<https://www.youtube.com/watch?v=wEL5mg2lOc4&list=PLuGr6z2H2KNG4XgGr7UylwowlcDLr-T-k&index=13>

Extra blending practice lesson.

<https://www.youtube.com/watch?v=RAAacZbh1uM&list=PLuGr6z2H2KNGIYp03sdzSGLZquzuQENkx&index=34>



<https://www.phonicsplay.co.uk/> please login into phonics play.

There are also the games on phonics play that the children can access anytime.

User name: march20

Password: home

Creative

Exploring materials to create different effects.



Can you create a representation of a ladybird? You can do this in so many different creative ways! You could use paper, paint, egg boxes, paper plates, toilet rolls, rocks!

Have a look at the ideas opposite and see what you can create from what you have at home.

Gross Motor



Join Andy's Wild Workouts!

Try episode 3: Mountains to see what animals live that high up.

Did you know some ladybird species live on mountains?

<https://www.bbc.co.uk/iplayer/episode/p06tmnbs/andys-wild-workouts-series-1-3-mountains>

Talking Time

Summer Solstice

The **summer solstice** is the longest day of the year when the Earth's North Pole is tilted closest to the sun. It is the day when for us in the northern hemisphere we have the most hours of sunlight.

There are two solstices each year. One in June and one in December. The time of the solstice is the same all over the planet, but the season depends on where on Earth you are (Northern or Southern Hemisphere).

Did you notice it was a long day?

How do you know it is summer?

Take five minutes to have a chat about summer solstice.

For both Nursery and Cherry talking is as much about listening as it is talking.

Cherry friends – grown ups ask your child a how or why question. Can they give you an explanation?



Outdoor/Home Learning Ideas

Shape hunt: Go on a shape hunt indoors and then outdoors. These could be on the same day or separate ones. Include circles, rectangles, squares, ovals, stars, pentagons etc.

What shapes are you noticing on your hunt?

Which ones can you see most of?

What shape is your door/window/mirror?

Are the shapes outside different ones?

Now see if you can draw the shapes on paper and write the objects you found next to them (Rainbow have someone write which objects were that shape)

. Are there any objects which were a shape you didn't know the name of?

Name making outside: Using sticks or things you find outside, can you make your name? (a challenge for those with longer names! Surname as well if you have a shorter name and plenty of time/sticks).

Which was the hardest letter to make?
Did anyone help you?



Outdoor/Home Learning Ideas

PE: Try being timed for 30 seconds/1 minute by someone else in your household/bubble.
How many star jumps can you do?

How many squat down and jump ups?

Try galloping laps of outdoor space if you have this, or jogging to and from a certain point outside, perhaps at a park.

Can you bunny-hop across a room/garden? Crawl? Crab walk?

Clean!: Help someone in your house to do some cleaning!

What would you be able to help with? What will you need to use?

Is it something dusty or dirty?

Why do people need to clean things?

Father's Day: Talk about the weekend just passed.

Did you have a nice time yesterday on Father's Day?

Did your Dad or someone else in your house celebrate?

What about Grandads/Uncles/other special men?

Did anyone make a card?

What else did you get up to over the weekend?

Creative Learning Ideas

Sock puppets: Make your own sock puppet! Use a colourful sock and decorate or leave as it is. Maybe someone else could make their own as well...can you play out a well-known fairy-tale or story or even make your own? Sock puppets can be good fun and a bit of a giggle too!



Memory game: Play the memory game again, like last week. Have someone help you collect 5-10 small safe objects from around the house which will fit on a tray/plate/just on the floor together.

Position your objects in a line or rows.

Look at them and try to remember them all.

Now close your eyes (no peeking!).

Someone takes an object away. Which one was it? Did you get it right or forget? Keep trying different objects, this is a great one for memory (not just for children!)

How did you do this time? Did you need more practise or did you find it a little bit easier? Test other people! Who has the best memory and who always forgets?!

Creative Learning Ideas

Exploring colour: Use any colour materials you have, and make A4 pictures using just one colour each time. You can use/make different shades. Decorate how you would like, maybe things which are that colour (for instance green trees, grass, plants, or blue sea, sky, fish). Or you could use patterns for your picture, like circles, dots and zig zags. This is your art work so you decide!



Rock bugs:

Can you create a rock minibeast?
All you need are some stones and paint, what minibeast will you create? It could be spotty or stripy.

Creative Learning Ideas

Capacity: Find some containers around your house. A cup, jug, saucepan, bucket, tupperware container etc. Arrange these outside or in a sink/bath. Which one would hold lots of water? Why? Which one can't hold much? Use another cup to fill each container in turn. How many cupfuls until the container is full?

Can you record your findings in a table? You could copy this one or make your own. This allows you to look back at what you found out and talk about your discoveries.


	Cup		Bowl		Jug	
How many cups fill this container?						
How many _____ fill this container?						

Daily Activity suggestions



Nursery

- Sharing a story
- Counting – how many plates do we need for dinner? How many buttons on your shirt? Counting up the stairs and back down.
- Name recognition and recognising print in the environment – post, labels, words on crisp packets, words on clothes.
- Nursery rhymes
- Phonic sound talk e.g. ‘Can you clean your t-ee-th?’ ‘Put on your h-a-t.’



Cherry

- Reading
- Words
- Name writing
- Letter formation
- 1 more 1 less than a number

Helpful Websites

<https://www.ictgames.com/> - Maths, English and Phonics

<https://www.bbc.co.uk/programmes/p065z8z4> Nursery Rhymes and counting songs

<https://www.whitleyabbeyprimary.co.uk/gordonsfoundation.html> maths activities

<https://www.whitleyabbeyprimary.co.uk/gordonsfoundation.html> maths activities